

Portage County

Locally Developed, Coordinated Public Transit-Human Services Transportation Plan

August 2008



Portage County Public Transit-Human Services Coordinated Transportation Plan

August 12, 2008

For more information, contact:

Carrie Placeway
Aging and Disability Resource Center of Portage County
Lincoln Center
1519 Water Street
Stevens Point, WI 54481

715-346-1401

placewac@co.portage.wi.us

www.co.portage.wi.us/ardc

TABLE OF CONTENTS

Overview and Purpose	3
Federal Requirements	3
Application to Wisconsin	4
Outline of Coordination Planning Process	4
Overview of Planning Meeting(s) to Develop Coordination Plan	5
Meeting Format	5
Meeting Invitation and Participant List	6
Keeper of the Plan	7
Updating / Amending the Coordination Plan	7
Summary of Participant Review	8

Portage County Coordinated Transportation Plan 2008-2012

Analysis of Service Gaps and Needs	9
Assessment of Existing Service	9
Demographic Information	9
Identification of Gaps and Needs	9-10
Strategies to Address Identified Gaps and Needs	11-12

- Appendix A – July 30 & August 12 Meeting Invitation List
- Appendix B – July 30 Meeting Attendance
- Appendix C – Meeting Evaluation Forms
- Appendix D – Portage County Provider Inventory
- Appendix E – Demographic Information

THIS PAGE LEFT BLANK, INTENTIONALLY

Overview and purpose

The federal transportation bill known as SAFETEA-LU (Safe, Accountable, Flexible, Efficient Transportation Equity Act: A Legacy for Users), passed in 2005, requires the preparation of coordination plans for entities that will access FTA (Federal Transit Authority) funds. SAFETEA-LU states that projects funded from the following three programs must be derived from a locally developed, coordinated public transit-human services transportation plan. The stated goal is to maximize the three programs' coverage by minimizing the duplication of similar, overlapping services. SAFETEA-LU also stipulates that the plan be developed through a process that includes representation of public, private and non-profit transportation and human services providers, and participation by the public. The three FTA funding programs include:

1. **FTA Section 5310 - Transportation for Individuals who are Elderly and Individuals with Disabilities.** This program provides formula funding to states for capital projects to assist in meeting the transportation needs of the elderly and persons with disabilities. This funding, available to public entities and private non-profit entities involved in transporting seniors and persons with disabilities, has historically been used for capital expenditures, typically for accessible vehicles.
2. **FTA Section 5316 - Job Access and Reverse Commute Program (JARC).** The JARC program provides formula funding for projects that assist individuals with low incomes and other individuals with transportation services to access jobs and employment-related activities. This program is combined with other funding sources known as WETAP in Wisconsin.
3. **FTA Section 5317 - New Freedom Program.** The New Freedom Program (NF) provides formula funding for new public transportation services and service alternatives beyond those required by the Americans with Disabilities Act (ADA). The New Freedom program aims to provide additional tools for persons with disabilities seeking to overcome existing barriers integrating into the workforce and participating fully in society.

Federal Requirements

FTA guidelines, effective May 1, 2007, provide guidance for the 5310, 5316 and 5317 programs. These guidelines require a locally developed, coordinated public transit-human services transportation plan that consists of, at a minimum:

- an assessment that identifies public, private, and non-profit entities that currently provide transportation services to persons with disabilities, older adults, and people with low incomes, and the availability of those services;

- an assessment of transportation needs for persons with disabilities, older adults, and persons with low incomes, and gaps in service; this assessment may be based on the experiences and perceptions of the planning partners or on more sophisticated data collection efforts;
- strategies activities and/or projects to address the identified gaps between current services and needs, as well as opportunities to improve efficiencies in service delivery; and
- priorities for implementation based on resources, time, and feasibility for implementing specific strategies/activities identified.

Recipients of 53.10, 53.16, and 53.17 funding must certify annually that projects selected for funding were derived from a coordinated plan and the plan was developed through a process that included members of the public, including persons with disabilities.

Application to Wisconsin

The objective of the 2008 WisDOT coordination planning process is to develop new plans and include projects to be funded by the 53.16/WETAP program and/or Federal sections 53.17 and 53.10.

The purpose of this plan document is to achieve the above objectives by satisfying WisDOT minimum reporting-requirements as identified in the 2008 Locally Developed Transportation Coordination Plans Toolkit published online by the Wisconsin Department of Transportation. The Toolkit can be reviewed at <http://www.dot.wisconsin.gov/localgov/transit/toolkit.htm>.

Outline of coordination planning process

Based on preliminary guidance from WisDOT and its experience with development of 2006 coordination plans and 2007 updates, the NCWRPC developed a planning process for the 2008 transportation coordination plans. Because Portage, Wood and Marathon Counties are currently meeting to discuss regional transportation issues, it was determined by the Mobility Managers in Portage and Wood/Marathon Counties that an initial regional meeting would serve as a good kick-off to the each of the county's plans. The counties are not yet ready to make the leap to write a fully integrated multi-county plan, but want to begin working together and having stakeholders think outside county lines. The planning process is outlined below:

- I. Plan for Planning
 - A. WisDOT - RPC Teleconferences
 - B. WisDOT - RPC Meetings
 - C. WisDOT 2008 Locally Developed Transportation Coordination Plans Toolkit
 - D. NCWRPC Planning Process Established

- II. County Contact
 - A. WisDOT Letter to Key County Officials
 - B. NCWRPC Contact with County Mobility Managers
 - 1. Determine County or Sub-region Level for Plan
 - 2. Date, Time and Location Established
- III. Tri-County Input Gathering Session
 - A. County Updates
 - B. WisDOT Overview and Purpose
 - 1. SAFETEA-LU Requirements
 - 2. Review of Grant Programs
 - C. Individual County Breakouts to Identify Needs and Gaps
- IV. Meeting Participant Invitation List Development
 - A. NCWRPC Preliminary Stakeholder List
 - 1. Base Update on 2006 List
 - 2. Expansion Using Toolkit Resources
 - B. County Review and Update/Expansion of Stakeholder List
 - 1. Stress Broader Participation
 - 2. County to Identify/Invite Users and Provide Transportation
- V. Notification of Planning Meeting
 - A. Invitations Distributed to Stakeholder List
 - B. Flyer Provided to County for Posting and Distribution
- VI. Planning Meeting
 - A. Welcome and Introductions
 - B. Review Background and Purpose of Meeting
 - C. Review Identified Needs and Gaps
 - D. Identify Strategies and Actions to Address Needs and Gaps
 - F. Prioritize Strategies and Actions
 - G. Determine Keeper of the Plan
 - H. Wrap-up and Evaluation
- VII. Report Drafting
 - A. NCWRPC Draft Report
 - B. County Review
 - C. Submission of Final to WisDOT

Overview of planning meeting(s) to develop coordination plan

Meeting Format

Because of the limited public involvement in the 2006 Portage County Coordinated Plan and the creation of the new Public Transit – Human Services Transportation Coordinating Committee of Portage County, it was recognized that in order to have a

successful plan, individuals involved in the planning process and the general public needed to know more about the process. For this reason, a two meeting process was used in the development of the Portage County 2008 Coordinated Transportation Plan. Although the DOT placed emphasis on regional plans during this period, it was not felt by either Marathon, Wood or Portage County that a tri-county plan could be written at this time. Although separate plans will be written, it was recognized that many issues each county faces transcend county borders and will require cross-county cooperation. To provide the necessary education to new participants, and to introduce stakeholders to the regional view of transportation, the first meeting held was a joint Marathon, Portage and Wood "Kick-off" meeting. The second was a Portage County specific plan development meeting.

On July 30, 2008, transportation stakeholders from the tri-county area of Marathon, Portage and Wood met to learn about the process and programs, share common concerns and identify transportation service needs and gaps within each of the counties. Jackie Bodette, Mobility Manager of Wood/Marathon County and Carrie Placeway, Mobility Manager and Transportation Director of the Aging & Disability Resource Center of Portage County facilitated the large group session and the break-out sessions to follow.

Bobbie Beson-Crone and Becky Solderholm of WisDOT provided an overview of the locally developed plan requirements and grant funding programs. Following that discussion, Portage County broke out separately to gather input on transportation needs and gaps. The Portage County Mobility Manager facilitated this breakout session, at which there was a quorum of the Public Transit – Human Services Transportation Coordinating Committee of Portage County. A list of needs and gaps were identified at this session which are included in the following section titled "Identification of Gaps and Needs".

On August 12, 2008, Portage County transportation stakeholders met to build their locally developed plan from the input gathered at the July 30 meeting. The NCWRPC facilitated this session. The results of the July 30 meeting were discussed and a few additional needs/gaps were identified. The group then brainstormed strategies and actions to address the identified needs or gaps. The group also discussed actions being taken to improve transportation, grants already used and ones anticipated in the next cycle. These discussions are summarized in the plan in the chart titled "Strategy & Actions".

Meeting Invitation and Participant Lists

Approximately 40 people attended the July 30 session and about half of them participated in the Portage County breakout. Invitation and attendance records for this meeting are listed in APPENDIX A & B.

The stakeholder invitation list for the August 12 meeting included 95 individuals, see APPENDIX A. Approximately 13 people attended the planning meeting as follows:

Portage County 2008 Coordinated Transportation Plan Participant List

<u>Name</u>	<u>Organization</u>	<u>Role</u>
Richard Bishop*	Village of Plover	Elected Official
Donna Betro	Portage Co. ADRC	Lead Transportation Worker
Jen Knade*	WI Interfaith Needs Response	Vehicle Donation Program
Carrie Placeway*	Portage Co. ADRC	Mobility Manager
Kurt Hevelushat	Opportunity Development Center	Disabled Employment
Karalyn Peterson*	Midstate Independent Living	Disabled Assistance
Tara Stormoen	Portage County	Grant Writer
Michael Clements*	Portage County	Veterans Services
Jim Limbach*	Portage Co. ADRC	Volunteer Driver
Kathleen Sankey*	Courtesy Carriers, Courtesy Cab, Plover Taxi	Service Provider
Jessica Schmidt*	Maple Ridge of Plover	Assisted Living Owner
Jim Riggerbach*	Portage Co. Human Services	Volunteer Driver Program
Paul Rice*	Community Industries Corp	Disabled Employment, etc.

* indicates member of the Public Transit – Human Services Transportation Coordinating Committee

Keeper of the Plan

The Portage County Public Transit-Human Services Transportation Coordinating Committee will be the designated keeper of the plan. This committee was created by county resolution in May of 2008 and codified in county ordinances 3.1.30. One of the powers and duties of this committee is the development of the local public transit-human services transportation plan. The plan will be updated to align with the competitive selection process based on needs identified on the local levels. As part of the planning process, the committee will also identify a process to adopt the plan. Many of the planning meeting attendees are members of this committee. The committee was designed to follow the FTA coordination requirements set forth in circular 9045 Chapter V dated 5/1/2007. Carrie Placeway, the County Mobility Manager and ADRC Transportation/Adult Day Center Director, is a position member of the committee and provides administrative and executive support to the committee.

Updating / amending the coordination plan

The coordination plan establishes the framework for a five-year work program. However, should a strategy or project be identified that was not foreseen at the time of plan development, the plan can be amended by the Public Transit- Human Services Transportation Coordinating Committee with input from the public. The plan will be regularly reviewed and updated if major changes in any provisions of the plan are identified. At a minimum, the plan is required to be updated every five years. It is expected that the plan will be reviewed by the committee in 2009, along with the

Wood/Marathon plan and common elements from each plan will be combined to create a regional transportation plan for the tri-county area.

Summary of Participant Review

The plan meeting participants were given the opportunity to complete an evaluation form rating the process, meeting(s), and implementation strategies. Most responses indicate a positive agreement regarding the process and the County's status. There were a number of responses indicating a lack of knowledge regarding implementation of the 2006 plan. One of the goals of the 2006 plan was the expansion of the Transportation Coordinating Committee and reporting to the County Board. This expansion took place this year with the new county committee and should result in better communication regarding the plan and progress towards the goals within the plan. Refer to APPENDIX C for copies of the completed participant evaluation forms.

Portage County Public Transit – Human Services Coordinated Transportation Plan 2008-2012

Analysis of service gaps and needs

In 2007, Portage County Aging & Disability Resource Center received a STRAP planning grant which was used to hire an independent consultant, SRF Consulting Group, Inc. to conduct a study of transportation services in Portage County. The Portage County Rural Transportation Project report was completed in July 2007 and provided some of the demographic material, existing service analysis, and strategies that were expanded upon to create the new local plan.

Assessment of Existing Service

An inventory of what transportation services are currently available in Portage County was compiled in the APPENDIX D. A general assessment of the inventory data indicates the following:

- Evening and weekend services are limited,
- Employment needs are underserved, and
- More rural, inter-city and across-county services are needed.

Public transit provides good coverage, but does not provide a level of coverage beyond the traditional work week to allow time for personal business, social or shopping trips. Human Services types of transportation allows for more coverage, however is often limited by trip purpose and requires more planning. Trips outside the city or county are often cost prohibitive.

Demographic Information

Portage County is a predominately rural county. The population is expected to grow steadily by approximately 5,000 people every 10 years, or a 13% increase by 2020. Even more significant to transportation is the anticipated increase in the aging population. By the year 2020, over 30% of the County's population will be age 55 or older. WisDOT provided maps of Marathon, Wood and Portage Counties for target populations including elderly, disabled and low income for the July input gathering session. This information is useful in assisting with defining gaps and needs. Although the majority of the transit dependent elderly and disabled individuals are concentrated in the urban area of Stevens Point and Plover, the maps indicate there are individuals needing transportation all throughout Portage County. These maps are attached as APPENDIX E.

Identification of Gaps and Needs

During the July 30 breakout session and the August 12 meeting, the Portage County group identified the following gaps and needs in the current transportation system for Portage County residents:

Needs:

- Hire Mobility Manager/continue to have one person to organize and be leader for transportation changes and improvements
- Centralize Information/computer software
- Coordinate dispatch
- Offer travel training/bus buddy program
- Assist employers/University in pooling resources to transport employees & students, options could include: Vanpools, expand public transit options
- Market & promote Rideshare and other transportation programs
- Provide educations for local political officials, public & businesses about issues, resources (including funding) and transportation options
- Consolidate volunteer driver programs and streamline other like programs
- Fill empty seats of resources already on the road/promote vehicle sharing
- Expand alternative forms of transportation (walking/biking facilities, etc.)

Gaps:

- bus routes in rural areas/more options in rural areas
- para-transit/accessible transportation outside the city para-transit service
- limited urban para-transit
- Only two SMV providers in the County
- lack of evening and weekend services
- transportation for low-income individuals who often fall between the cracks of other funding
- transportation for low-income workers

Strategies to address identified gaps and needs

The following strategies establish the framework for a five-year work program from 2008 through 2012. The strategies and actions listed are to address the identified gaps between current services and needs, as well as opportunities to improve efficiencies in service delivery. Strategies are listed in order of priority determined by the attendees of the planning meetings.

Portage County 5-year Transportation Coordination Strategies, 2008 - 2012

Strategy and Actions

Strategies	Action Steps	Person(s) Responsible	Timeline By When?	Roadblocks to Implementation
Continue to have a County Mobility Manager to provide leadership for transportation coordination in the county and region	Apply for New Freedom Grant funding continuation	Carrie Placeway, Aging & Disability Resource Center of Portage Co.	Sept. 15, 2008	Continued support for position at a county level and local funding
Maintain and expand human services fleet to provide transportation to elderly and disabled population within and around Portage County	Apply for 53.10 funds	Including but not limited to: Community Industries, Aging & Disability Resource Center, Stevens Point Transit – Para-transit	Feb. 2010	Availability of local cash match, ability of agencies to expand, financial restraints of fleet management
Continue efforts of Public Transit – Human Services Transportation Coordinating Committee	Schedule regular meetings	18 Member committee appointed by the Portage County Executive Operations Committee	Officially in code of ordinances, ongoing meetings	
Address getting low-income individuals to work by starting a car loan and repair program in Portage County	Apply for JARC/WeTAP funds	Currently the car loan program is being evaluated	October 2008	Ability of local agency to administer a new program
Address getting low-income individuals to work through expanded programs & services	Continue to monitor needs and look for ways to fill the gaps in service	PT-HS TCC and Mobility Manager, Local Providers	ongoing	
Develop comprehensive marketing plan/program for all transportation services within Portage County	-Develop new comprehensive brochure -Explore using Community Access TV and Public Service Announcements	Mobility Manager and PT-HS TCC	ongoing	Local funding

Expand service coverage for evenings and weekends and to rural areas and regional destinations	Look at existing services to cover areas and explore potential grant	Local Providers	ongoing	Local funding and support from municipalities. Ability of providers to expand.
Provide resources to assist employers in establishing, marketing and promoting ridesharing and/or van pooling programs	Promote DOT Rideshare database, seek start-up funding, plan and establish Park-and Pool facilities, create vanpooling routes including provision of vehicles	Mobility Manager with local support	ongoing	
Work with Marathon and Wood Counties to develop tri-county coordination of transportation program	Continue to hold regular, regional meetings	Wood/Marathon & Portage County Mobility Managers & committees	ongoing	
Centralize program information to make more user friendly and accessible	Evaluate and purchase dispatching software	Local providers & Mobility Manager	ongoing	Local funding
Assist as many individuals as possible in using the existing fixed route bus service	Develop customer travel training program/bus buddy Work with employers to develop incentives for riding the bus	Stevens Point Transit and cooperating partners & employers		Cost of new program and staff to run program
Expand accessible routes throughout the county	Determine need and demand for services in rural areas	Local providers		Cost of rural services
Establish intercity/inter-county routes for employment, medical and other purposes	Look at highly traveled roads to determine how to best serve commuters and others traveling those corridors	Wood/Marathon & Portage County Mobility Managers with committee support		Funding programs across county lines
Monitor and discuss Regional Transportation Authority legislation and possible implications for the current Portage County transportation systems	Attend legislative meetings as possible, report on progress of legislative committee	Public Transit- Human Services Transportation Coordinating Committee PT-HSTCC	ongoing	
Consolidate Portage County volunteer driver programs to improve administration, recruitment and retention of drivers	Combine policies and create new procedures for handling clients who are new to the ADRC volunteer program	Aging & Disability Resource Center & Health & Human Services		Lack of drivers for certain trips
Develop a tri-county coordination plan to address major highways traversed for employment, major medical facilities in the region as well as expansion of the care management organization	Continue to hold regular, regional meetings	Wood/Marathon & Portage County Mobility Managers & committees & providers	ongoing	
Work toward filling empty seats on current vehicles & promote vehicle sharing	Meet with local providers to identify availability	Local providers		Insurance coverage and liability

July 30 & August 12, 2008 Meeting Invitation List

THIS PAGE LEFT BLANK, INTENTIONALLY

PORTAGE COUNTY 2008 COORDINATION PLAN 7/30/08 & 8/12/08 MEETING INVITATION LIST

Global Tours 1101 A 1 st St. Stevens Point, WI 54481	Salvation Army Bob Quam 1300 Briggs Street Stevens Point, WI 54481	CH Robinson 3046 Village Park Dr. Plover, WI 54467
Mark Maslowski, County Executive ELECTED OFFICIAL 1462 Strongs Avenue Stevens Point, WI 54481	CAP Services, Inc. Mary Patoka 5499 HWY 10 East, Ste A Stevens Point, WI 54481	LJS Transit LLC 104 17 Hwy 49 Rosholt, WI 54473
Stevens Point Public Schools Nancy Hartman 3300 Water St. Stevens Point, WI 54481	Debra J. Abel Community Industries Corp. 41 Park Ridge Drive Stevens Point, WI 54481	Dorothy Miller WI Job Center- Portage County 1001 Maple Bluff Rd., Suite 1 Stevens Point, WI 54481
Ambu Lift, LLC Larry Lee 3822 Robert Street Stevens Point, WI 54481	Kathleen Sankey Courtesy Cab/Carriers Inc. 5622 Hwy B Stevens Point, WI 54481	Sally Cutler, Executive Director North Central Wisconsin WDA 1121 W. Grand Avenue Wisconsin Rapids, WI 54494
Linda Larson-Schlitz DWD Disability Navigator 364 Grand Avenue Wausau, WI 54403	Division of Vocational Rehab. 1001 Maple Bluff Road, Suite 1 Stevens Point, WI 54481	Midstate Independent Living Consultants, Inc. Evelyn Buckles 3262 Church Street, Suite 1 Stevens Point, WI 54481
Patti Rous Portage County Job Center 1001 Maple Bluff Road Stevens Point, WI 54481	Stephen Brazzale, Director Portage County Planning Dept. 1462 Strongs Avenue Stevens Point, WI 54481	Trevor Roark Interfaith Volunteer Caregivers 1100 Centerpoint Drive, Suite 301 Stevens Point, WI 54481
Kathy Olson CITIZEN ADVOCATE 364 Grand Ave. Wausau, WI 54403-6221	Mayor Andrew Halverson ELECTED OFFICIAL 1515 Strongs Ave. Stevens Point, WI 54481	Dan Schobert CITIZEN ADVOCATE 2521 Meadow Lane Box 558 Plover, WI 54467
Kathy Henkinson St. Michael's Hospital 900 Illinois Ave. Stevens Point, WI 54481	Jennifer Cordova CITIZEN ADVOCATE 1800 Bluebell Lane Stevens Point, WI 54481	Jo Seiser TRANSPORTATION CONSUMER 317 6th Ave. Stevens Point, WI 54481
Todd Breaker Community Care of Central WI 3349 Church Street, Suite 1 Stevens Point, WI 54481	Achievement Center Early Intervention Program 1640 West River Dr. Stevens Point, WI 54481	Barb Rasmussen Portage County HHS 817 Whiting Avenue Stevens Point, WI 54481
UWSP –Transportation Bill Rowe 2100 Main Street Stevens Point, WI 54481	Yeng Veng DWD Disability Navigator 1109 6 th St. Wausau, WI 54403	Richard Sicchio, Ex. Director North. Area Agency on Aging 3716 Country Dr. Suite 1 Rhinelander, WI 54501

PORTAGE COUNTY 2008 COORDINATION PLAN 7/30/08 & 8/12/08 MEETING INVITATION LIST

John A. Corrigan
CITIZEN ADVOCATE
PO Box 8036
Wisconsin Rapids, WI 54495-8036

Kristin Duckart
Executive Director – St. Michael's
Foundation
900 Illinois Ave.
Stevens Point, WI 54481

Joerns Healthcare
Connie Janowski
5001 Joerns Dr.
Stevens Point, WI 54481

Nancy Campbell-Kelz
Aspirus VNA Extended Care
520 N 32nd Ave.
Wausau, WI 54401

Gamber-Johnson LLC
Jeff Greene
3001 Borham Ave.
Stevens Point, WI 54481

Portage County Business Council
5501 Vern Holmes Dr.
Stevens Point, WI 54481

Del Monte
County Trunk B
Plover, WI 54467

ABR Employment Services
2813 Post Rd
Stevens Point, WI 54481

Express Personnel
1001 Brilowski Rd. Suite C
Stevens Point, WI 54481

Flex-Staff
1100 Centerpoint Dr.
Stevens Point, WI 54481

Kelly Services
1101 Brilowski Rd, Suite B
Stevens Point, WI 54481

Manpower
5709 Windy Dr. Suite C
Stevens Point, WI 54481

AmeriCold
Hwy 54 & 110th Street
Plover, WI 54467

AIG Travel Guard
1145 Clark St
Stevens Point, WI 54481

Delta Dental of WI
2801 Hoover Ave.
Stevens Point, WI 54481

Sentry Insurance
Peg Sullivan
1800 Northpoint Dr.
Stevens Point, WI 54481

Donaldson Company Inc.
John Slavich
5200 Coye Dr.
Stevens Point, WI 54481

Basic American Foods
Paul Landon
4930 Hayes Ave.
Plover, WI 54467

McCain Foods
Margo Bronk
Hwy 54 & 110th Street
Plover, WI 54467

New Page Corp
Martin Munce
2627 Whiting Rd.
Stevens Point, WI 54481

RR Donnelley
Cyndi Sepulveda
1600 Disk Dr.
Plover, WI 54467

The Worth Co.
214 Sherman Ave.
Stevens Point, WI 54481

DMK USA Inc.
Kenneth Turzinski
4917 Coye Dr.
Stevens Point, WI 54481

Randy Slagg
CITIZEN ADVOCATE
Conservation Technician
Portage County Land Conservation

PORTAGE COUNTY 2008 COORDINATION PLAN 7/30/08 & 8/12/08 MEETING INVITATION LIST

Barbara Schleicher
TRANSPORTATION CONSUMER
1450 Water St. Apt. 409
Stevens Point, WI 54481

James Limbach
CITIZEN ADVOCATE
1732 Ellis St.
Stevens Point, WI 54481

Karalyn Peterson
TRANSPORTATION CONSUMER
3262 Church St., Suite 1
Stevens Point, WI 54481

Jenny Knade
TRANSPORTATION CONSUMER
1932 Church St.
Stevens Point, WI 54481

Jon Baltmanis
TRANSPORTATION CONSUMER
7605 Evergreen Dr. West
Waupaca, WI 54981-9642

Kathryn Trachte
CITIZEN ADVOCATE
1820 White Pine Drive
Plover, WI 54467

Jessica Schmidt
CITIZEN ADVOCATE
159 River Dr.
Plover, WI 54467

Susan Lemke
Stevens Point Transit System
102 Sixth Avenue
Stevens Point, WI 54481

Portage Co. Veterans Service
Michael Clements
1516 Church Street
Stevens Point, WI 54481

Hans Walther
ELECTED OFFICIAL
2424 Ellis Street
Stevens Point, WI 54481

Jim Riggensbach
Portage Co. Health & Human Svcs.
817 Whiting Avenue
Stevens Point, WI 54481

Richard Bishop
ELECTED OFFICIAL
3279 Village Lane
Plover, WI 54467

Nate Sielaff
Community Care of Central WI
3349 Church Street Suite 1
Stevens Point, WI 54481

Kathy Sankey
Plover Taxi
5622 Hwy B
Stevens Point, WI 54481

Paul Rice
Community Industries Corp., Inc.
41 Park Ridge Drive
Stevens Point, WI 54481

Jerry Moore, Co Brd Supervisor
ELECTED OFFICIAL
317 Division St. N
Stevens Point, WI 54481

Carrie Placeway
Mobility Manager
1519 Water Street
Stevens Point, WI 54481

PORTAGE COUNTY 2008 COORDINATION PLAN 7/30/08 & 8/12/08 MEETING INVITATION LIST

Care Partners
Tressa Weber
3349A Whiting Ave.
Stevens Point, WI 54481

North Crest
2225 Eagle Summit
Stevens Point, WI 54481

Oakridge Senior Living
Marcia McDonald
5625 Sandpiper St.
Stevens Point, WI 54481

Point Manor
1800 Sherman Ave.
Stevens Point, WI 54481

Sylvan Crossings
Sherry Wiza
100 N. Green Ave.
Stevens Point, WI 54481

Wellington Place
1902 Post. Rd
Stevens Point, WI 54481

Whispering Pines
3380 Bridlewood Dr.
Plover, WI 54467

Community Partners Program
2800 Prais St.
Stevens Point, WI 54481

Ministry Behavioral Health
209 N. Prentice St.
Stevens Point, WI 54481

Craftsman Village
3284 Village Lane
Plover, WI 54467

Hickory Drive Apartments
2860 Hickory Dr.
Plover, WI 54467

Mission Village
3446 Mission Lane
Plover, WI 54467

Pine Crest Apartments
2940 Hickory Dr.
Plover, WI 54467

Whitetail Run Office
1590 Okray Ave.
Plover, WI 54467

Wyndmere Estates
216 Prentice St. North
Stevens Point, WI 54481

Advantage Mobility & Services
2833 Stanley St.
Stevens Point, WI 54481

United Way of Portage Co.
Keri Gretebeck
1100 Centerpoint Dr. Suite 302
Stevens Point, WI 54481

The Windsor
Brian Seramus
155 Devonshire Court
Plover, WI 54467

Aspirus Stevens Point Clinic
Kristine Bell
5409 Vern Holmes Dr.
Stevens Point, WI 54481

Klasinski Medical Complex
Michael Wimpe
500 Vincent St.
Stevens Point, WI 54481

Marshfield Clinic
Reed Hall
1000 North Oak Ave.
Marshfield, WI 54449

Plover Area Business Aso.
Cheryl Fahrner
2400 Post Road
Plover, WI 54467

St. Pt. Area HR Aso.
Lisa Sobczak
2813 Post Rd.
Stevens Point, WI 54481

Goodwill Industries
Tom Baldischwiler
5373 Hwy 10E, Suite A
Stevens Point, WI 54481

Noel Group
1145 Clark St.
Stevens Point, WI 54481

APPENDIX B

July 30 Meeting Attendance

THIS PAGE LEFT BLANK, INTENTIONALLY

Marathon, Portage & Wood County 2008 Coordinated Planning Meeting
Sign In

Please keep me posted!

Name	Organization	email or postal address
Karen Peterson	HILC	kpeterson@milv-tr.org
Bobbie Benson-Cron	WisDOT	
Greg Gaetzman	NCKC - Wausau	ggatzman@norken.org
Steve Kuebel	WAGP ADRC	shentel@u.wisc.edu
Benny McKenzie	NCHC - Wausau	bmckenzie@norken.org
Rob Manzke	UW - Stevens Point	rmanzke@uwsp.edu
Cheryl Stein	Manitowish District	saine@smhost.org
Cathy Dengler	CCW	cathydere@gmail.com
Terry Kischel	Northern Valley	Terrik@norvalinc.com
Kim McGrath	Renaissance Learning	Kamcgrat@relearn.com
Susan Lemke	Stevens Point Transit	slemke@stevenspoint.com
Darryl Landeau	NCWRPC	dlandeau@ncwrpc.org

Marathon, Portage & Wood County 2008 Coordinated Planning Meeting Sign In

Please keep me posted!

Name	Organization	email or postal address
Becky Soderholm	WisDOT	becky.soderholm@dot.state.wi.us
Sarah Rollmann	WisDOT	sarah.rollmann@dot.state.wi.us
Joe Burnett	Burnett Transit	jfburnett@progressivetravel.org
Rock Larson	Madison Veterans Affairs	RLARSON@co.wood.wi.us
Robert J. Spahr	Madison Veterans Affairs	9404 Elgin Rd. Bancroft WI 53521
Michael Clements	Portage Co Veterans Off.	Clementm@co.portage.wi.us
Richard Bishop	ADRC of Portage	www.employees.com
Jon Baltmanis	Portage Cty. Public Transit Human Services TCC	baltmanj@execpc.com
Fred Fiedel	Wood Co. United Sen.	friedelc@co.wood.wi.us
Mary James	Apprenticeship Development	mjames@balancinginc.org
Richard Jabeer	" "	rjabeer@balancinginc.org
Constance Jacobson	ADRC-CW	cjacobson@mail.co.marathon.wi.us

Marathon, Portage & Wood County 2008 Coordinated Planning Meeting Sign In

Please keep me posted!

Name	Organization	email or postal address
Patricia Clark	ADRC-CW	10491-14666 At The Falls WI Rapids WI 54449
Gary LaValle	ADRC-CW	300 S. Peach Ave Marshfield WI 54449
John DeWilde	Grant Women Portage Co.	1462 Strong Ave Stevens Point WI 54481
Ginny Sjiba	Interfaith Volunteer	County Volunteer@unitedwaywi.org
Kathy Olson	Managers of Portage	709 CENTER
Nicole DeBethgnics	Tides 5 SCSEP	364 Grand Ave, Wausau, 54403
Donna Betre	Dept of Social Services	Nadebethsnp5@mail.co.marathon.wi.us
Jim Riggens	Marathon County	betred@co.portage.wi.us
Julie Deaton	ADRC of Portage Co.	1732 Ellis, Stevens Point 54481
Jim Brown	Livide Center	niggerbj@co.portage.wi.us
	PO. CO. HEALTH HUMAN	PO Box 618
	Headwaters Inc	Rhinclander, WI 54501
	HEADWATERS, INC.	jd Eaton@headwatersinc.org
	Wheels of Independence	2703 Industrial St Wis. Rapids WI 54455
		woi-acc@wci.net

Marathon, Portage & Wood County 2008 Coordinated Planning Meeting Sign In

Please keep me posted!

Name	Organization	email or postal address
Nathan Sielaff	Community Care of Central Wisconsin North Central WI	nathan.sielaff@communitycare.wi.us
Jill Spencer	Workforce Dev. Board Pathways to Independence (DHS)	jspencer@ncwddb.org
Allison Lounsch		Allison.Lounsch@wisconsin.gov
KEN PORTER	LAMES BUSINESSES	kenp@golamers.com
Jill Lambert	ADRC-cw mobility	jplambert@adrc-cw.org
Carrie Placemay	ADRC-Portage WWR	placemay@co.portage.wi.us
Jenny Knade	Donated weeks	portage.wi.us@tels.net
Kathy Soutney	Courtesy Carriers, Inc Courtesy, Colo. Florist	ccs@coredcs.com

THIS PAGE LEFT BLANK, INTENTIONALLY

Meeting Evaluation Form

County/Region:	<i>Prover Village</i>
Date:	<i>8-12-08</i>
Facilitator(s):	<i>DARRYLAN DEAN</i>

Instructions: For each item below, please circle the number/response that best expresses your opinion.

	Strongly Agree		Agree		Strongly Disagree	Don't Know
General Meeting Questions						
1. The information covered in the group discussions, examples and explanations was understandable.	1	2	3	4	5	6
2. The meeting provided a good forum for communication about public/human services transportation coordination.	1	2	3	4	5	6
3. Participants at the meeting were from a broad stakeholder group.	1	2	3	4	5	6
4. The county/region's prioritized action plan is comprehensive and realistic. —	1	2	3	4	5	6
5. The county/region has a working coordination team.	1	2	3	4	5	6
6. The 2006 Coordination plan has been implemented.	1	2	3	4	5	6
7. Developing the prioritized action plan was meaningful and valuable.	1	2	3	4	5	6
8. I feel the coordination process in the county/region will be improved based on the assessment, action plan and implementation strategies.	1	2	3	4	5	6
Facilitator Questions						
9. Facilitator was knowledgeable about the meeting process.	1	2	3	4	5	6
10. The information was presented in a clear, logical format.	1	2	3	4	5	6

10. The time allotted for the meeting was: too much about right not enough

11. List three key points/issues presented during the meeting that were the most valuable or useful.

MONEY TO OPERATE —

12. List any information or meeting content you felt was omitted or needed further clarification.

13. Are you interested in participating on the team that will implement the coordination plan strategies? If yes, indicate your availability. —

14. Other comments. —

CENTRAL DISPATCH NEEDED

Meeting Evaluation Form

County/Region:	Central WI - Portage Co.
Date:	11 Aug 08
Facilitator(s):	Darryl L. Landrew

Instructions: For each item below, please circle the number/response that best expresses your opinion.

		Strongly Agree		Agree		Strongly Disagree	Don't Know
General Meeting Questions							
1. The information covered in the group discussions, examples and explanations was understandable.	1	2	3	4	5	6	
2. The meeting provided a good forum for communication about public/human services transportation coordination.	1	2	3	4	5	6	
3. Participants at the meeting were from a broad stakeholder group.	1	2	3	4	5	6	
4. The county/region's prioritized action plan is comprehensive and realistic.	1	2	3	4	5	6	
5. The county/region has a working coordination team.	1	2	3	4	5	6	
6. The 2006 Coordination plan has been implemented.	1	2	3	4	5	6	
7. Developing the prioritized action plan was meaningful and valuable.	1	2	3	4	5	6	
8. I feel the coordination process in the county/region will be improved based on the assessment, action plan and implementation strategies.	1	2	3	4	5	6	
Facilitator Questions							
9. Facilitator was knowledgeable about the meeting process.	1	2	3	4	5	6	
10. The information was presented in a clear, logical format.	1	2	3	4	5	6	

10. The time allotted for the meeting was: too much about right not enough

11. List three key points/issues presented during the meeting that were the most valuable or useful.

Ident.ification of disabled persons who reside in Portage Co. rural areas. Overview of current transportation software. Discussion of Centralized Dispatch.

12. List any information or meeting content you felt was omitted or needed further clarification.

13. Are you interested in participating on the team that will implement the coordination plan strategies? If yes, indicate your availability.

14. Other comments. I would like to see more movement towards Central Dispatch.

Meeting Evaluation Form

County/Region:	Portage Co.
Date:	8/12/08
Facilitator(s):	Darryl Landeau

Instructions: For each item below, please circle the number/response that best expresses your opinion.

	Strongly Agree		Agree		Strongly Disagree	Don't Know
General Meeting Questions						
1. The information covered in the group discussions, examples and explanations was understandable.	1	2	3	④	5	6
2. The meeting provided a good forum for communication about public/human services transportation coordination.	1	2	3	④	5	6
3. Participants at the meeting were from a broad stakeholder group.	①	2	3	4	5	6
4. The county/region's prioritized action plan is comprehensive and realistic.	1	2	③	4	5	6
5. The county/region has a working coordination team.	①	2	3	4	5	6
6. The 2006 Coordination plan has been implemented.	1	2	③	4	5	6
7. Developing the prioritized action plan was meaningful and valuable.	1	2	③	4	5	6
8. I feel the coordination process in the county/region will be improved based on the assessment, action plan and implementation strategies.	1	2	③	4	5	6
Facilitator Questions						
9. Facilitator was knowledgeable about the meeting process.	1	2	3	4	⑤	6
10. The information was presented in a clear, logical format.	1	2	3	4	⑤	6

10. The time allotted for the meeting was: too much about right not enough

11. List three key points/issues presented during the meeting that were the most valuable or useful.

12. List any information or meeting content you felt was omitted or needed further clarification.

13. Are you interested in participating on the team that will implement the coordination plan strategies? If yes, indicate your availability.

14. Other comments.

Meeting Evaluation Form

County/Region:	PORTABLE
Date:	8-12-08
Facilitator(s):	DARRYL LANDAU

Instructions: For each item below, please circle the number/response that best expresses your opinion.

	Strongly Agree		Agree		Strongly Disagree	Don't Know
General Meeting Questions						
1. The information covered in the group discussions, examples and explanations was understandable.	1	2	3	4	5	6
2. The meeting provided a good forum for communication about public/human services transportation coordination.	1	2	3	4	5	6
3. Participants at the meeting were from a broad stakeholder group.	1	2	3	4	5	6
4. The county/region's prioritized action plan is comprehensive and realistic.	1	2	3	4	5	6
5. The county/region has a working coordination team.	1	2	3	4	5	6
6. The 2006 Coordination plan has been implemented.	1	2	3	4	5	6
7. Developing the prioritized action plan was meaningful and valuable.	1	2	3	4	5	6
8. I feel the coordination process in the county/region will be improved based on the assessment, action plan and implementation strategies.	1	2	3	4	5	6
Facilitator Questions						
9. Facilitator was knowledgeable about the meeting process.	1	2	3	4	5	6
10. The information was presented in a clear, logical format.	1	2	3	4	5	6

10. The time allotted for the meeting was: too much about right not enough

11. List three key points/issues presented during the meeting that were the most valuable or useful.

*Person of the Plan,
strategies presented*

12. List any information or meeting content you felt was omitted or needed further clarification.

N.A

13. Are you interested in participating on the team that will implement the coordination plan strategies? If yes, indicate your availability.

yes,

14. Other comments.

Meeting Evaluation Form

County/Region:	Portage
Date:	8-12-08
Facilitator(s):	Darrell Anderson

Instructions: For each item below, please circle the number/response that best expresses your opinion.

	Strongly Agree		Agree		Strongly Disagree	Don't Know
General Meeting Questions						
1. The information covered in the group discussions, examples and explanations was understandable.	1	(2)	3	4	5	6
2. The meeting provided a good forum for communication about public/human services transportation coordination.	(1)	2	3	4	5	6
3. Participants at the meeting were from a broad stakeholder group.	(1)	2	3	4	5	6
4. The county/region's prioritized action plan is comprehensive and realistic.	1	(2)	3	4	5	6
5. The county/region has a working coordination team.	(1)	2	3	4	5	6
6. The 2006 Coordination plan has been implemented.	1	2	3	4	5	(6)
7. Developing the prioritized action plan was meaningful and valuable.	1	(2)	3	4	5	6
8. I feel the coordination process in the county/region will be improved based on the assessment, action plan and implementation strategies.	(1)	2	3	4	5	6
Facilitator Questions						
9. Facilitator was knowledgeable about the meeting process.	1	2	(3)	4	5	6
10. The information was presented in a clear, logical format.	1	2	3	(4)	5	6

10. The time allotted for the meeting was: too much (about right) not enough

11. List three key points/issues presented during the meeting that were the most valuable or useful.

12. List any information or meeting content you felt was omitted or needed further clarification.

13. Are you interested in participating on the team that will implement the coordination plan strategies? If yes, indicate your availability. Yes. Very Available

14. Other comments.

Meeting Evaluation Form

County/Region:	<i>NCW</i>
Date:	<i>8/12/08</i>
Facilitator(s):	<i>Dodge Jardon</i>

Instructions: For each item below, please circle the number/response that best expresses your opinion.

	Strongly Agree		Agree		Strongly Disagree	Don't Know
General Meeting Questions						
1. The information covered in the group discussions, examples and explanations was understandable.	(1)	2	3	4	5	6
2. The meeting provided a good forum for communication about public/human services transportation coordination.	(1)	2	3	4	5	6
3. Participants at the meeting were from a broad stakeholder group.	(1)	2	3	4	5	6
4. The county/region's prioritized action plan is comprehensive and realistic.	1	(2)	3	4	5	6
5. The county/region has a working coordination team.	1	(2)	3	4	5	6
6. The 2006 Coordination plan has been implemented.	1	2	3	4	5	(6)
7. Developing the prioritized action plan was meaningful and valuable.	(1)	2	3	4	5	6
8. I feel the coordination process in the county/region will be improved based on the assessment, action plan and implementation strategies.	1	(2)	3	4	5	6
Facilitator Questions						
9. Facilitator was knowledgeable about the meeting process.	1	(2)	3	4	5	6
10. The information was presented in a clear, logical format.	1	2	(3)	4	5	6

10. The time allotted for the meeting was:

(too much) about right not enough

1- 1.5 hrs. would be sufficient

11. List three key points/issues presented during the meeting that were the most valuable or useful.

12. List any information or meeting content you felt was omitted or needed further clarification.

13. Are you interested in participating on the team that will implement the coordination plan strategies? If yes, indicate your availability.

14. Other comments.

Meeting Evaluation Form

County/Region:	Portage Co
Date:	Aug 12 2008
Facilitator(s):	Daryl Landeau

Instructions: For each item below, please circle the number/response that best expresses your opinion.

	Strongly Agree		Agree		Strongly Disagree	Don't Know
General Meeting Questions						
1. The information covered in the group discussions, examples and explanations was understandable.	(1)	2	3	4	5	6
2. The meeting provided a good forum for communication about public/human services transportation coordination.	1	(2)	3	4	5	6
3. Participants at the meeting were from a broad stakeholder group.	(1)	2	3	4	5	6
4. The county/region's prioritized action plan is comprehensive and realistic.	1	(2)	3	4	5	6
5. The county/region has a working coordination team.	1	(2)	3	4	5	6
6. The 2006 Coordination plan has been implemented.	1	2	3	4	5	(6)
7. Developing the prioritized action plan was meaningful and valuable.	(1)	2	3	4	5	6
8. I feel the coordination process in the county/region will be improved based on the assessment, action plan and implementation strategies.	1	(2)	3	4	5	6
Facilitator Questions						
9. Facilitator was knowledgeable about the meeting process.	1	(2)	3	4	5	6
10. The information was presented in a clear, logical format.	1	(2)	3	4	5	6

10. The time allotted for the meeting was: too much about right not enough

11. List three key points/issues presented during the meeting that were the most valuable or useful.

12. List any information or meeting content you felt was omitted or needed further clarification.

City Transit needs to be present.

13. Are you interested in participating on the team that will implement the coordination plan strategies? If yes, indicate your availability.

YES

Call me at 715 344 4563

14. Other comments.



Meeting Evaluation Form

County/Region:	Portage
Date:	8-12-08
Facilitator(s):	Darryl Landeau

Instructions: For each item below, please circle the number/response that best expresses your opinion.

	Strongly Agree		Agree		Strongly Disagree	Don't Know
General Meeting Questions						
1. The information covered in the group discussions, examples and explanations was understandable.	1	2	3	4	5	6
2. The meeting provided a good forum for communication about public/human services transportation coordination.	1	2	3	4	5	6
3. Participants at the meeting were from a broad stakeholder group.	1	2	3	4	5	6
4. The county/region's prioritized action plan is comprehensive and realistic.	1	2	3	4	5	6
5. The county/region has a working coordination team.	1	2	3	4	5	6
6. The 2006 Coordination plan has been implemented.	1	2	3	4	5	6
7. Developing the prioritized action plan was meaningful and valuable.	1	2	3	4	5	6
8. I feel the coordination process in the county/region will be improved based on the assessment, action plan and implementation strategies.	1	2	3	4	5	6
Facilitator Questions						
9. Facilitator was knowledgeable about the meeting process.	1	2	3	4	5	6
10. The information was presented in a clear, logical format.	1	2	3	4	5	6

10. The time allotted for the meeting was: too much about right not enough

11. List three key points/issues presented during the meeting that were the most valuable or useful.

Cooperation

12. List any information or meeting content you felt was omitted or needed further clarification.

Where will all the money come from

13. Are you interested in participating on the team that will implement the coordination plan strategies? If yes, indicate your availability.

14. Other comments.

Meeting Evaluation Form

County/Region:	
Date:	
Facilitator(s):	

Instructions: For each item below, please circle the number/response that best expresses your opinion.

	Strongly Agree		Agree		Strongly Disagree	Don't Know
General Meeting Questions						
1. The information covered in the group discussions, examples and explanations was understandable.	1	(2)	3	4	5	6
2. The meeting provided a good forum for communication about public/human services transportation coordination.	1	2	(3)	4	5	6
3. Participants at the meeting were from a broad stakeholder group.	(1)	2	3	4	5	6
4. The county/region's prioritized action plan is comprehensive and realistic.	(1)	2	3	4	5	6
5. The county/region has a working coordination team.	(1)	2	3	4	5	6
6. The 2006 Coordination plan has been implemented.	1	2	3	4	5	(6)
7. Developing the prioritized action plan was meaningful and valuable.	1	(2)	3	4	5	6
8. I feel the coordination process in the county/region will be improved based on the assessment, action plan and implementation strategies.	1	(2)	3	4	5	6
Facilitator Questions						
9. Facilitator was knowledgeable about the meeting process.	(1)	2	3	4	5	6
10. The information was presented in a clear, logical format.	1	(2)	3	4	5	6

10. The time allotted for the meeting was: too much about right not enough

11. List three key points/issues presented during the meeting that were the most valuable or useful.

*Clarification of purpose
funding
learning what services are offered*

12. List any information or meeting content you felt was omitted or needed further clarification.

13. Are you interested in participating on the team that will implement the coordination plan strategies? If yes, indicate your availability.

Yes

14. Other comments.

THIS PAGE LEFT BLANK, INTENTIONALLY

Portage County Provider Inventory

THIS PAGE LEFT BLANK, INTENTIONALLY

Existing Provider Inventory

The purpose of this worksheet is to provide information on the transportation services provided by program, kind of vehicle including accessibility, ride schedules, and funding sources. Please complete for other transportation providers in the proposed service area. **Copy and paste table as needed for additional providers.**

Program name			Stevens Point Transit							
Address			1515 Strongs Ave., Stevens Point, WI 54481							
Telephone (including area code)			715-341-4490							
Contact person			Susan Lemke							
Eligibility restrictions			none							
Type of Vehicles (List number of vehicles)			Scheduling ("X" all that apply)			Days and hours of operation (List hours of service for all that apply)				
Bus	Vans	Volunteers	Fixed route	Demand response	Other (explain)	Weekdays		Sat.	Sun.	Holidays
7			X			Mon.	6:45-6:15	UWSP 10:00-6:00	NO	NO
						Tues.	6:45-6:15	UWSP 10:00-6:00	NO	NO
						Wed.	6:45-6:15	UWSP 10:00-6:00	NO	NO
						Thurs.	6:45-6:15	UWSP 10:00-6:00	NO	NO
						Fri.	6:45-6:15	UWSP 10:00-6:00	NO	NO
Lift or ramp equipped (List number of vehicles)			How to access ("X" all that apply)							
Lift	Ramp	Not Accessible	Fixed route	Call for each ride	Subscription	Other (explain)				
	7		X							
Funding sources ("X" all that apply)										
85.21	85.20	5307	5310	5311	Older Am. Act	VA	Medical Assistance	JARC/WETAP	Other (list)	
	X			X						

Program name			Stevens Point Transit – Point Plus						
Address			1515 Strongs Ave., Stevens Point, WI 54481						
Telephone (including area code)			715-341-4490						
Contact person			Susan Lemke						
Eligibility restrictions			Disability						
Type of Vehicles (List number of vehicles)			Scheduling ("X" all that apply)			Days and hours of operation (List hours of service for all that apply)			
Bus	Vans	Volunteers	Fixed route	Demand response	Other (explain)	Weekdays	Sat.	Sun.	Holidays
	3			X		Mon. 6:45-6:15	UWSP 10:00-6:00	NO	NO
						Tues. 6:45-6:15	UWSP 10:00-6:00	NO	NO
						Wed. 6:45-6:15	UWSP 10:00-6:00	NO	NO
						Thurs. 6:45-6:15	UWSP 10:00-6:00	NO	NO
						Fri. 6:45-6:15	UWSP 10:00-6:00	NO	NO
Lift or ramp equipped (List number of vehicles)			How to access ("X" all that apply)						
Lift	Ramp	Not Accessible	Fixed route	Call for each ride	Subscription	Other (explain)			
3				X	X				
Funding sources ("X" all that apply)									
85.21	85.20	5307	5310	5311	Older Am. Act	VA	Medical Assistance	JARC/WETAP	Other (list)
	X			X					

Program name			Aging & Disability Resource Center – Bus							
Address			1519 Water Street, Stevens Point, WI 54481							
Telephone (including area code)			715-346-1401							
Contact person			Donna Betro or Carrie Placeway							
Eligibility restrictions			Age 60 or older or age 18 or older with disability							
Type of Vehicles (List number of vehicles)			Scheduling ("X" all that apply)			Days and hours of operation (List hours of service for all that apply)				
Bus	Vans	Volunteers	Fixed route	Demand response	Other (explain)	Weekdays	Sat.	Sun.	Holidays	
4				X		Mon.	7:30-4:00	NO	NO	NO
						Tues.	7:30-4:00	NO	NO	NO
						Wed.	7:30-4:00	NO	NO	NO
						Thurs.	7:30-4:00	NO	NO	NO
						Fri.	7:30-4:00	NO	NO	NO
Lift or ramp equipped (List number of vehicles)			How to access ("X" all that apply)							
Lift	Ramp	Not Accessible	Fixed route	Call for each ride	Subscription	Other (explain)				
4				X						
Funding sources ("X" all that apply)										
85.21	85.20	5307	5310	5311	Older Am. Act	VA	Medical Assistance	JARC/WETAP	Other (list)	
X					X		X		Family Care	

Program name			Aging & Disability Resource Center – Volunteer Program						
Address			1519 Water Street, Stevens Point, WI 54481						
Telephone (including area code)			715-346-1401						
Contact person			Donna Betro or Carrie Placeway						
Eligibility restrictions			Age 60 or older or age 18 or older with disability						
Type of Vehicles (List number of vehicles)			Scheduling ("X" all that apply)			Days and hours of operation (List hours of service for all that apply)			
Bus	Vans	Volunteers	Fixed route	Demand response	Other (explain)	Weekdays	Sat.	Sun.	Holidays
		40		X		Mon. As available	NO	NO	NO
						Tues. As available	NO	NO	NO
						Wed. As available	NO	NO	NO
						Thurs. As available	NO	NO	NO
						Fri. As available	NO	NO	NO
Lift or ramp equipped (List number of vehicles)			How to access ("X" all that apply)						
Lift	Ramp	Not Accessible	Fixed route	Call for each ride	Subscription	Other (explain)			
		X		X					
Funding sources ("X" all that apply)									
85.21	85.20	5307	5310	5311	Older Am. Act	VA	Medical Assistance	JARC/WETAP	Other (list)
X						X	X		Family Care, State Senior Community Service Grant

Program name			Portage County Health & Human Services						
Address			817 Whiting Ave., Stevens Point, WI 54481						
Telephone (including area code)			715-345-5350						
Contact person			Jim Riggerbach						
Eligibility restrictions			Must be client of agency						
Type of Vehicles (List number of vehicles)			Scheduling ("X" all that apply)			Days and hours of operation (List hours of service for all that apply)			
Bus	Vans	Volunteers	Fixed route	Demand response	Other (explain)	Weekdays	Sat.	Sun.	Holidays
		3		X		Mon. As available	NO	NO	NO
						Tues. As available	NO	NO	NO
						Wed. As available	NO	NO	NO
						Thurs. As available	NO	NO	NO
						Fri. As available	NO	NO	NO
Lift or ramp equipped (List number of vehicles)			How to access ("X" all that apply)						
Lift	Ramp	Not Accessible	Fixed route	Call for each ride	Subscription	Other (explain)			
		X		X					
Funding sources ("X" all that apply)									
85.21	85.20	5307	5310	5311	Older Am. Act	VA	Medical Assistance	JARC/WETAP	Other (list)
							X		TANF

Program name			Disabled Veterans Van						
Address			ADRC – 1519 Water Street, Stevens Point, WI 54481						
Telephone (including area code)			715-346-1401						
Contact person			Donna Betro or Carrie Placeway						
Eligibility restrictions			Veteran						
Type of Vehicles (List number of vehicles)			Scheduling ("X" all that apply)			Days and hours of operation (List hours of service for all that apply)			
Bus	Vans	Volunteers	Fixed route	Demand response	Other (explain)	Weekdays	Sat.	Sun.	Holidays
	1			X		Mon. All day	NO	NO	NO
						Tues. All day	NO	NO	NO
						Wed. All day	NO	NO	NO
						Thurs. All day	NO	NO	NO
						Fri. All day	NO	NO	NO
Lift or ramp equipped (List number of vehicles)			How to access ("X" all that apply)						
Lift	Ramp	Not Accessible	Fixed route	Call for each ride	Subscription	Other (explain)			
		X		X					
Funding sources ("X" all that apply)									
85.21	85.20	5307	5310	5311	Older Am. Act	VA	Medical Assistance	JARC/WETAP	Other (list)
						X			

Program name			Community Industries Corporation						
Address			41 Park Ridge Drive, Stevens Point, WI 54481						
Telephone (including area code)			715-344-4563						
Contact person			Paul Rice						
Eligibility restrictions			Must be client of agency						
Type of Vehicles (List number of vehicles)			Scheduling ("X" all that apply)			Days and hours of operation (List hours of service for all that apply)			
Bus	Vans	Volunteers	Fixed route	Demand response	Other (explain)	Weekdays	Sat.	Sun.	Holidays
	13			X	Fixed Schedule, Flexible route	Mon. 5:30-5:30	NO	NO	NO
						Tues. 5:30-5:30	NO	NO	NO
						Wed. 5:30-5:30	NO	NO	NO
						Thurs. 5:30-5:30	NO	NO	NO
						Fri. 5:30-5:30	NO	NO	NO
Lift or ramp equipped (List number of vehicles)			How to access ("X" all that apply)						
Lift	Ramp	Not Accessible	Fixed route	Call for each ride	Subscription	Other (explain)			
4	5			X	X				
Funding sources ("X" all that apply)									
85.21	85.20	5307	5310	5311	Older Am. Act	VA	Medical Assistance	JARC/WETAP	Other (list)
			X						Family Care, Fees

Program name			Interfaith Volunteer Caregivers						
Address			1100 Centerpoint Drive, Suite 301, Stevens Point, WI 54481						
Telephone (including area code)			715-342-4084						
Contact person			Trevor Roark						
Eligibility restrictions			Portage County Resident						
Type of Vehicles (List number of vehicles)			Scheduling ("X" all that apply)			Days and hours of operation (List hours of service for all that apply)			
Bus	Vans	Volunteers	Fixed route	Demand response	Other (explain)	Weekdays	Sat.	Sun.	Holidays
		20		X		Mon. 8:00-4:30	NO	Limited	NO
						Tues. 8:00-4:30	NO	Limited	NO
						Wed. 8:00-4:30	NO	Limited	NO
						Thurs. 8:00-4:30	NO	Limited	NO
						Fri. 8:00-4:30	NO	Limited	NO
Lift or ramp equipped (List number of vehicles)			How to access ("X" all that apply)						
Lift	Ramp	Not Accessible	Fixed route	Call for each ride	Subscription	Other (explain)			
		X		X					
Funding sources ("X" all that apply)									
85.21	85.20	5307	5310	5311	Older Am. Act	VA	Medical Assistance	JARC/WETAP	Other (list)
									United Way Grant, Fundraising

Program name			Plover Shared-Ride Taxi						
Address			5622 Hwy B, Stevens Point, WI 54481						
Telephone (including area code)			715-342-1313						
Contact person			Kathy Sankey						
Eligibility restrictions			none						
Type of Vehicles (List number of vehicles)			Scheduling ("X" all that apply)			Days and hours of operation (List hours of service for all that apply)			
Bus	Vans	Volunteers	Fixed route	Demand response	Other (explain)	Weekdays	Sat.	Sun.	Holidays
	1	2 cars		X		Mon. 6:30-6:00	8:00-4:00	7:30-12:30	NO
						Tues. 6:30-6:00	8:00-4:00	7:30-12:30	NO
						Wed. 6:30-6:00	8:00-4:00	7:30-12:30	NO
						Thurs. 6:30-6:00	8:00-4:00	7:30-12:30	NO
						Fri. 6:30-6:00	8:00-4:00	7:30-12:30	NO
Lift or ramp equipped (List number of vehicles)			How to access ("X" all that apply)						
Lift	Ramp	Not Accessible	Fixed route	Call for each ride	Subscription	Other (explain)			
	1			X					
Funding sources ("X" all that apply)									
85.21	85.20	5307	5310	5311	Older Am. Act	VA	Medical Assistance	JARC/WETAP	Other (list)
				X					

Program name			Courtesy Carriers, Inc.						
Address			5622 Hwy B, Stevens Point, WI 54481						
Telephone (including area code)			715-341-5599						
Contact person			Kathy Sankey						
Eligibility restrictions			none						
Type of Vehicles (List number of vehicles)			Scheduling ("X" all that apply)			Days and hours of operation (List hours of service for all that apply)			
Bus	Vans	Volunteers	Fixed route	Demand response	Other (explain)	Weekdays	Sat.	Sun.	Holidays
	7			X		Mon. 6:30-6:00	6:00-2:00	Appointment	Appointment
						Tues. 6:30-6:00	6:00-2:00	Appointment	Appointment
						Wed. 6:30-6:00	6:00-2:00	Appointment	Appointment
						Thurs. 6:30-6:00	6:00-2:00	Appointment	Appointment
						Fri. 6:30-6:00	6:00-2:00	Appointment	Appointment
Lift or ramp equipped (List number of vehicles)			How to access ("X" all that apply)						
Lift	Ramp	Not Accessible	Fixed route	Call for each ride	Subscription	Other (explain)			
6	1			X					
Funding sources ("X" all that apply)									
85.21	85.20	5307	5310	5311	Older Am. Act	VA	Medical Assistance	JARC/ WETAP	Other (list)
							X		Family Care, Fees

Program name			Courtesy Cab							
Address			5622 Hwy B, Stevens Point, WI 54481							
Telephone (including area code)			715-342-8863							
Contact person			Kathy Sankey							
Eligibility restrictions			none							
Type of Vehicles (List number of vehicles)			Scheduling ("X" all that apply)			Days and hours of operation (List hours of service for all that apply)				
Bus	Vans	Volunteers	Fixed route	Demand response	Other (explain)	Weekdays	Sat.	Sun.	Holidays	
3	9	2 cars		X		Mon.	6:30am-2:30am	8:00am-3:00am	8:00am-2:30am	By request
						Tues.	6:30am-2:30am	8:00am-3:00am	8:00am-2:30am	By request
						Wed.	6:30am-2:30am	8:00am-3:00am	8:00am-2:30am	By request
						Thurs.	6:30am-2:30am	8:00am-3:00am	8:00am-2:30am	By request
						Fri.	6:30am-2:30am	8:00am-3:00am	8:00am-2:30am	By request
Lift or ramp equipped (List number of vehicles)			How to access ("X" all that apply)							
Lift	Ramp	Not Accessible	Fixed route	Call for each ride	Subscription	Other (explain)				
		X		X						
Funding sources ("X" all that apply)										
85.21	85.20	5307	5310	5311	Older Am. Act	VA	Medical Assistance	JARC/ WETAP	Other (list)	
									Fees	

Program name			Ambu-Lift							
Address			3822 Robert St., Stevens Point, WI 54481							
Telephone (including area code)			715-343-1804							
Contact person			Larry Lee							
Eligibility restrictions			none							
Type of Vehicles (List number of vehicles)			Scheduling ("X" all that apply)			Days and hours of operation (List hours of service for all that apply)				
Bus	Vans	Volunteers	Fixed route	Demand response	Other (explain)	Weekdays		Sat.	Sun.	Holidays
	5	2 minivans		X		Mon.	Appointment	Appointment	Appointment	Appointment
						Tues.	Appointment	Appointment	Appointment	Appointment
						Wed.	Appointment	Appointment	Appointment	Appointment
						Thurs.	Appointment	Appointment	Appointment	Appointment
						Fri.	Appointment	Appointment	Appointment	Appointment
Lift or ramp equipped (List number of vehicles)			How to access ("X" all that apply)							
Lift	Ramp	Not Accessible	Fixed route	Call for each ride	Subscription	Other (explain)				
5		2 cots only		X	X					
Funding sources ("X" all that apply)										
85.21	85.20	5307	5310	5311	Older Am. Act	VA	Medical Assistance	JARC/ WETAP	Other (list)	
							X		Family Care, Fees	

Program name			CAP Services – Head Start						
Address			5499 Hwy 10 E, Stevens Point, WI 54481						
Telephone (including area code)			715-343-7500						
Contact person			Kathy Hackel						
Eligibility restrictions			Head Start Student						
Type of Vehicles (List number of vehicles)			Scheduling ("X" all that apply)			Days and hours of operation (List hours of service for all that apply)			
Bus	Vans	Volunteers	Fixed route	Demand response	Other (explain)	Weekdays	Sat.	Sun.	Holidays
9*					Fixed Schedule, Flexible Route	Mon. School hours	NO	NO	NO
						Tues. School hours	NO	NO	NO
						Wed. School hours	NO	NO	NO
						Thurs. School hours	NO	NO	NO
						Fri. School hours	NO	NO	NO
Lift or ramp equipped (List number of vehicles)			How to access ("X" all that apply)						
Lift	Ramp	Not Accessible	Fixed route	Call for each ride	Subscription	Other (explain)			
2						Head Start Needs			
Funding sources ("X" all that apply)									
85.21	85.20	5307	5310	5311	Older Am. Act	VA	Medical Assistance	JARC/WETAP	Other (list)
									Head Start Funding

*All Head Start Buses will be disposed of sometime in 2009 as Head Start will be contracting for all their transportation needs for the 2008-2009 school year.

Program name			Stevens Point Area School District							
Address			3300 Water Street, Stevens Point, WI 54481							
Telephone (including area code)			715-345-5477							
Contact person			Jim King/Nancy Hartman							
Eligibility restrictions			Public School Students							
Type of Vehicles (List number of vehicles)			Scheduling ("X" all that apply)			Days and hours of operation (List hours of service for all that apply)				
Bus	Vans	Volunteers	Fixed route	Demand response	Other (explain)	Weekdays		Sat.	Sun.	Holidays
80					Fixed Schedule, Flexible Route	Mon.	School Hours	NO	NO	NO
						Tues.	School Hours	NO	NO	NO
						Wed.	School Hours	NO	NO	NO
						Thurs.	School Hours	NO	NO	NO
						Fri.	School Hours	NO	NO	NO
Lift or ramp equipped (List number of vehicles)			How to access ("X" all that apply)							
Lift	Ramp	Not Accessible	Fixed route	Call for each ride	Subscription	Other (explain)				
80						School System Needs				
Funding sources ("X" all that apply)										
85.21	85.20	5307	5310	5311	Older Am. Act	VA	Medical Assistance	JARC/WETAP	Other (list)	
									School Bus Federal Funds	

Program name			Lamers Bus Lines							
Address			2611 W. Grand Ave., Wisconsin Rapids, WI 54495							
Telephone (including area code)			715-423-3555							
Contact person			Fred Braun							
Eligibility restrictions			None							
Type of Vehicles (List number of vehicles)			Scheduling ("X" all that apply)			Days and hours of operation (List hours of service for all that apply)				
Bus	Vans	Volunteers	Fixed route	Demand response	Other (explain)	Weekdays	Sat.	Sun.	Holidays	
Numerous					Purchased services	Mon.	As available	NO	NO	NO
						Tues.	As available	NO	NO	NO
						Wed.	As available	NO	NO	NO
						Thurs.	As available	NO	NO	NO
						Fri.	As available	NO	NO	NO
Lift or ramp equipped (List number of vehicles)			How to access ("X" all that apply)							
Lift	Ramp	Not Accessible	Fixed route	Call for each ride	Subscription	Other (explain)				
		X		X						
Funding sources ("X" all that apply)										
85.21	85.20	5307	5310	5311	Older Am. Act	VA	Medical Assistance	JARC/WETAP	Other (list)	
									Fees	

Program name			Salvation Army							
Address			1300 Briggs Street, Stevens Point, WI 54481							
Telephone (including area code)			715-341-2437							
Contact person			Bob Quam							
Eligibility restrictions			Agency client							
Type of Vehicles (List number of vehicles)			Scheduling ("X" all that apply)			Days and hours of operation (List hours of service for all that apply)				
Bus	Vans	Volunteers	Fixed route	Demand response	Other (explain)	Weekdays		Sat.	Sun.	Holidays
	3				As needed	Mon.	Appointment	Appointment	Appointment	Appointment
						Tues.	Appointment	Appointment	Appointment	Appointment
						Wed.	Appointment	Appointment	Appointment	Appointment
						Thurs.	Appointment	Appointment	Appointment	Appointment
						Fri.	Appointment	Appointment	Appointment	Appointment
Lift or ramp equipped (List number of vehicles)			How to access ("X" all that apply)							
Lift	Ramp	Not Accessible	Fixed route	Call for each ride	Subscription	Other (explain)				
		X				As needed by agency				
Funding sources ("X" all that apply)										
85.21	85.20	5307	5310	5311	Older Am. Act	VA	Medical Assistance	JARC/WETAP	Other (list)	
									X	

Program name			Almond/Bancroft School District							
Address			County Road D, Almond, WI 54909							
Telephone (including area code)			715-366-2737							
Contact person			Steve or Lowella Stucker							
Eligibility restrictions			Public School Students							
Type of Vehicles (List number of vehicles)			Scheduling ("X" all that apply)			Days and hours of operation (List hours of service for all that apply)				
Bus	Vans	Volunteers	Fixed route	Demand response	Other (explain)	Weekdays		Sat.	Sun.	Holidays
11					Fixed Schedule, Flexible Route	Mon.	School Hours	NO	NO	NO
						Tues.	School Hours	NO	NO	NO
						Wed.	School Hours	NO	NO	NO
						Thurs.	School Hours	NO	NO	NO
						Fri.	School Hours	NO	NO	NO
Lift or ramp equipped (List number of vehicles)			How to access ("X" all that apply)							
Lift	Ramp	Not Accessible	Fixed route	Call for each ride	Subscription	Other (explain)				
		X				School System Needs				
Funding sources ("X" all that apply)										
85.21	85.20	5307	5310	5311	Older Am. Act	VA	Medical Assistance	JARC/WETAP	Other (list)	
									School Bus Federal Funds	

Program name			University of Wisconsin – Stevens Point							
Address			2100 Main Street, Stevens Point, WI 54481							
Telephone (including area code)			715-346-3456							
Contact person			Bill Rowe							
Eligibility restrictions			University students							
Type of Vehicles (List number of vehicles)			Scheduling ("X" all that apply)			Days and hours of operation (List hours of service for all that apply)				
Bus	Vans	Volunteers	Fixed route	Demand response	Other (explain)	Weekdays	Sat.	Sun.	Holidays	
3	12	8 cars			As Needed	Mon.	As needed	As needed	As needed	As needed
						Tues.	As needed	As needed	As needed	As needed
						Wed.	As needed	As needed	As needed	As needed
						Thurs.	As needed	As needed	As needed	As needed
						Fri.	As needed	As needed	As needed	As needed
Lift or ramp equipped (List number of vehicles)			How to access ("X" all that apply)							
Lift	Ramp	Not Accessible	Fixed route	Call for each ride	Subscription	Other (explain)				
		X				University Needs				
Funding sources ("X" all that apply)										
85.21	85.20	5307	5310	5311	Older Am. Act	VA	Medical Assistance	JARC/ WETAP	Other (list)	
									Student Fees	

Program name			Tomorrow River School District							
Address			Amherst, WI							
Telephone (including area code)			715-824-5521							
Contact person			Transportation Department							
Eligibility restrictions			Public School Students							
Type of Vehicles (List number of vehicles)			Scheduling ("X" all that apply)			Days and hours of operation (List hours of service for all that apply)				
Bus	Vans	Volunteers	Fixed route	Demand response	Other (explain)	Weekdays	Sat.	Sun.	Holidays	
13					Fixed Schedule, Flexible Route	Mon.	School Hours	NO	NO	NO
						Tues.	School Hours	NO	NO	NO
						Wed.	School Hours	NO	NO	NO
						Thurs.	School Hours	NO	NO	NO
						Fri.	School Hours	NO	NO	NO
Lift or ramp equipped (List number of vehicles)			How to access ("X" all that apply)							
Lift	Ramp	Not Accessible	Fixed route	Call for each ride	Subscription	Other (explain)				
1						School System Needs				
Funding sources ("X" all that apply)										
85.21	85.20	5307	5310	5311	Older Am. Act	VA	Medical Assistance	JARC/WETAP	Other (list)	
									School Bus Federal Funds, Contracted	

THIS PAGE LEFT BLANK, INTENTIONALLY

THIS PAGE LEFT BLANK, INTENTIONALLY

Demographic data

Marathon, Portage, and Wood Counties 2008 Coordinated Transportation Planning

Municipality	Type	Population (Census 2000)				Population (2007 est.)	Percentage of population (Census 2000)		Projected population (2007 est.)					Change in population from 2010 (2007 est.)		
		Total	Elderly	Disabled	Low-income		Elderly	Disabled	Low-income	2010	2015	2020	2025	2015	2020	2025
Marathon County																
Abbotsford (part)	City	557	133	121	38	n/a	23.9%	21.7%	6.8%	581	599	618	637	3.1%	6.4%	9.6%
Athens	Village	1,093	214	391	49	1,126	19.6%	35.8%	4.5%	1,156	1,187	1,219	1,250	2.7%	5.4%	8.1%
Bergen	Town	608	70	144	15	662	11.5%	23.7%	2.5%	697	737	778	819	5.7%	11.6%	17.5%
Berlin	Town	887	100	139	19	965	11.3%	15.7%	2.1%	980	1,026	1,073	1,119	4.7%	9.5%	14.2%
Bern	Town	564	51	69	63	589	9.0%	12.2%	11.2%	592	607	622	638	2.5%	5.1%	7.8%
Bevent	Town	1,130	131	259	67	1,211	11.6%	22.9%	5.9%	1,259	1,325	1,392	1,458	5.2%	10.6%	15.8%
Bimamwood (part)	Village	12	2	9	-	n/a	16.7%	75.0%	0.0%	17	20	24	27	17.6%	41.2%	58.8%
Brighton	Town	622	59	117	59	609	9.5%	18.8%	9.5%	611	612	613	614	0.2%	0.3%	0.5%
Brokaw	Village	109	34	59	23	182	31.2%	54.1%	21.1%	93	86	79	72	-7.5%	-15.1%	-22.6%
Cassel	Town	862	94	138	81	909	10.9%	16.0%	9.4%	878	894	911	928	1.8%	3.8%	5.7%
Cleveland	Town	1,146	131	173	56	1,338	11.4%	15.1%	4.9%	1,349	1,443	1,538	1,631	7.0%	14.0%	20.9%
Colby (part)	City	419	89	119	31	n/a	21.2%	28.4%	7.4%	476	484	492	501	1.7%	3.4%	5.3%
Day	Town	1,026	108	221	42	1,072	10.5%	21.5%	4.1%	1,044	1,055	1,068	1,079	1.1%	2.3%	3.4%
Dorchester (part)	Village	9	-	-	-	n/a	0.0%	0.0%	0.0%	4	4	4	4	0.0%	0.0%	0.0%
Easton	Town	1,024	130	172	27	1,105	12.7%	16.8%	2.6%	1,076	1,084	1,092	1,101	0.7%	1.5%	2.3%
Eau Pleine	Town	753	79	133	37	783	10.5%	17.7%	4.9%	798	821	846	870	2.9%	6.0%	9.0%
Edgar	Village	1,366	206	245	59	1,486	15.1%	17.9%	4.3%	1,450	1,482	1,515	1,548	2.2%	4.5%	6.8%
Elderon	Village	159	27	46	8	181	17.0%	28.9%	5.0%	186	184	183	181	-1.1%	-1.6%	-2.7%
Elderon	Town	569	74	140	31	589	13.0%	24.6%	5.4%	544	533	522	512	-2.0%	-4.0%	-5.9%
Emmet	Town	840	91	231	83	928	10.8%	27.5%	9.9%	972	1,037	1,102	1,166	6.7%	13.4%	20.0%
Fenwood	Village	177	25	40	-	157	14.1%	22.6%	0.0%	151	139	128	117	-7.9%	-15.2%	-22.5%
Frankfort	Town	634	68	55	61	694	10.7%	8.7%	9.6%	675	688	701	713	1.9%	3.9%	5.6%
Franzen	Town	522	82	87	40	525	15.7%	16.7%	7.7%	503	502	502	502	-0.2%	-0.2%	-0.2%
Green Valley	Town	523	78	120	32	552	14.9%	22.9%	6.1%	589	626	664	701	6.3%	12.7%	19.0%
Guenther	Town	293	42	108	16	333	14.3%	36.9%	5.5%	328	341	355	368	4.0%	8.2%	12.2%
Halsey	Town	648	70	81	27	685	10.8%	12.5%	4.2%	720	758	796	834	5.3%	10.6%	15.8%
Hamburg	Town	917	84	147	49	967	9.2%	16.0%	5.3%	988	1,027	1,067	1,106	3.9%	8.0%	11.9%
Harrison	Town	434	37	113	20	447	8.5%	26.0%	4.6%	473	500	527	554	5.7%	11.4%	17.1%
Hatley	Village	529	55	125	25	501	10.4%	23.6%	4.7%	571	618	665	712	8.2%	16.5%	24.7%
Hewitt	Town	581	61	113	14	613	10.5%	19.4%	2.4%	566	577	589	600	1.9%	4.1%	6.0%
Holton	Town	900	94	211	134	931	10.4%	23.4%	14.9%	891	884	878	872	-0.8%	-1.5%	-2.1%
Hull	Town	771	82	127	43	765	10.6%	16.5%	5.6%	669	619	569	520	-7.5%	-14.9%	-22.3%
Johnson	Town	998	94	150	136	1,025	9.4%	15.0%	13.6%	1,028	1,046	1,065	1,083	1.8%	3.6%	5.4%
Knowlton	Town	1,694	168	362	52	1,869	9.9%	21.4%	3.1%	1,940	2,065	2,191	2,316	6.4%	12.9%	19.4%
Kronenwetter	Village	5,366	410	1,020	166	6,254	7.6%	19.0%	3.1%	6,056	6,397	6,743	7,085	5.6%	11.3%	17.0%
McMillan	Town	1,767	145	252	37	1,892	8.2%	14.3%	2.1%	1,943	2,020	2,099	2,176	4.0%	8.0%	12.0%
Maine	Town	2,470	288	415	15	2,452	11.7%	16.8%	0.6%	2,500	2,566	2,635	2,702	2.6%	5.4%	8.1%
Marathon	Town	1,087	108	151	51	1,116	9.9%	13.9%	4.7%	1,127	1,148	1,171	1,192	1.9%	3.9%	5.8%
Marathon City	Village	1,632	220	378	32	1,609	13.5%	23.2%	2.0%	1,625	1,619	1,614	1,609	-0.4%	-0.7%	-1.0%
Mosinee	City	4,026	604	1,291	219	4,194	15.0%	32.1%	5.4%	4,312	4,437	4,566	4,693	2.9%	5.9%	8.8%

Demographic data

Marathon, Portage, and Wood Counties 2008 Coordinated Transportation Planning

Municipality	Type	Population (Census 2000)					Population (2007 est.)		Percentage of population (Census 2000)			Projected population (2007 est.)					Change in population from 2010 (2007 est.)		
		Total	Elderly	Disabled	Low-income				Elderly	Disabled	Low-income	2010	2015	2020	2025	2015	2020	2025	
Mosinee	Town	2,180	127	450	86	2,299	2,299	5.8%	20.6%	3.9%	2,553	2,754	2,958	3,159	7.9%	15.9%	23.7%		
Norrie	Town	873	107	235	34	1,049	1,049	12.3%	26.9%	3.9%	1,060	1,107	1,155	1,201	4.4%	9.0%	13.3%		
Plover	Town	675	80	114	69	728	728	11.9%	16.9%	10.2%	783	831	880	928	6.1%	12.4%	18.5%		
Reid	Town	1,198	119	224	32	1,250	1,250	9.9%	18.7%	2.7%	1,312	1,372	1,434	1,494	4.6%	9.3%	13.9%		
Rib Falls	Town	907	94	143	45	987	987	10.4%	15.8%	5.0%	982	1,019	1,057	1,095	3.8%	7.6%	11.5%		
Rib Mountain	Town	7,547	721	1,055	125	7,661	7,661	9.6%	14.0%	1.7%	8,535	9,022	9,515	10,003	5.7%	11.5%	17.2%		
Rietbrook	Town	912	97	191	60	1,001	1,001	10.6%	20.9%	6.6%	985	1,014	1,044	1,074	2.9%	6.0%	9.0%		
Ringle	Town	1,444	127	285	52	1,568	1,568	8.8%	19.7%	3.6%	1,542	1,609	1,678	1,745	4.3%	8.8%	13.2%		
Rothschild	Village	4,920	589	817	195	5,321	5,321	12.0%	16.6%	4.0%	4,960	4,958	4,962	4,964	0.0%	0.0%	0.1%		
Schofield	City	2,115	328	437	154	2,264	2,264	15.5%	20.7%	7.3%	2,162	2,185	2,210	2,235	1.1%	2.2%	3.4%		
Spencer	Village	1,919	275	489	78	1,937	1,937	14.3%	25.5%	4.1%	2,011	2,051	2,093	2,134	2.0%	4.1%	6.1%		
Spencer	Town	1,384	102	231	53	1,537	1,537	7.4%	16.7%	3.8%	1,638	1,785	1,933	2,079	9.0%	18.0%	26.9%		
Stettin	Town	2,140	212	400	34	2,351	2,351	9.9%	18.7%	1.6%	2,155	2,150	2,147	2,144	-0.2%	-0.4%	-0.5%		
Stratford	Village	1,534	213	515	92	1,551	1,551	13.9%	33.6%	6.0%	1,607	1,649	1,693	1,736	2.6%	5.4%	8.0%		
Texas	Town	1,701	178	337	70	1,762	1,762	10.5%	19.8%	4.1%	1,787	1,830	1,874	1,918	2.4%	4.9%	7.3%		
Unity (part)	Village	180	38	47	19	n/a	n/a	21.1%	26.1%	11.0%	178	164	151	138	-7.9%	-15.2%	-22.5%		
Wausau	City	38,404	6,635	10,922	4,227	40,080	40,080	17.3%	28.4%	10.6%	39,813	40,461	41,154	41,831	1.6%	3.4%	5.1%		
Wausau	Town	2,196	286	501	57	2,255	2,255	13.0%	22.8%	2.6%	2,337	2,423	2,512	2,599	3.7%	7.5%	11.2%		
Weston	Village	12,252	1,127	2,960	618	13,805	13,805	9.2%	24.2%	5.0%	13,926	14,847	15,786	16,170	6.6%	13.4%	16.1%		
Weston	Town	436	38	88	14	603	603	8.7%	20.2%	3.2%	619	660	702	694	6.6%	13.4%	12.1%		
Wien	Town	720	97	127	73	787	787	13.5%	17.6%	10.1%	720	725	730	735	0.7%	1.4%	2.1%		
Total, Marathon County		125,361	16,095	28,719	8,106	132,112	132,112	12.8%	22.9%	6.5%	133,502	137,814	142,266	146,049	3.2%	6.6%	9.4%		
Portage County																			
Alban	Town	816	127	219	84	908	908	15.6%	26.8%	10.3%	930	936	950	970	0.6%	2.2%	4.3%		
Almond	Village	423	59	139	44	437	437	13.9%	32.9%	10.4%	450	440	434	432	-2.2%	-3.6%	-4.0%		
Almond	Town	765	92	160	50	689	689	12.0%	20.9%	6.5%	738	759	785	817	2.8%	6.4%	10.7%		
Amherst	Village	1,008	113	231	109	1,051	1,051	11.2%	22.9%	10.8%	1,134	1,204	1,283	1,370	6.2%	13.1%	20.8%		
Amherst	Town	1,390	198	386	94	1,470	1,470	14.2%	27.8%	6.8%	1,537	1,569	1,614	1,670	2.1%	5.0%	8.7%		
Amherst Junction	Village	283	21	55	5	336	336	7.4%	19.4%	1.8%	349	366	386	409	4.9%	10.6%	17.2%		
Belmont	Town	578	53	120	54	649	649	9.2%	20.8%	9.3%	689	714	744	780	3.6%	8.0%	13.2%		
Buena Vista	Town	1,213	110	167	71	1,217	1,217	9.1%	13.8%	5.9%	1,276	1,305	1,345	1,394	2.3%	5.4%	9.2%		
Carson	Town	1,332	158	367	50	1,356	1,356	11.9%	27.6%	3.8%	1,305	1,293	1,293	1,301	-0.9%	-0.9%	-0.3%		
Dewey	Town	964	97	170	66	1,032	1,032	10.1%	17.6%	6.8%	1,091	1,135	1,188	1,249	4.0%	8.9%	14.5%		
Eau Claire	Town	947	152	177	45	970	970	16.1%	18.7%	4.8%	928	916	912	914	-1.3%	-1.7%	-1.5%		
Grant	Town	2,050	169	401	59	2,091	2,091	8.2%	19.6%	2.9%	2,265	2,358	2,471	2,600	4.1%	9.1%	14.8%		
Hull	Town	5,627	491	589	293	5,585	5,585	8.7%	10.5%	5.2%	5,788	5,868	5,998	6,169	1.4%	3.6%	6.6%		
Junction City	Village	388	47	137	61	426	426	12.1%	35.3%	15.7%	388	358	332	309	-7.7%	-14.4%	-20.4%		
Lanark	Town	1,461	172	405	97	1,598	1,598	11.8%	27.7%	6.6%	1,666	1,753	1,853	1,966	5.2%	11.2%	18.0%		
Linwood	Town	1,129	121	223	34	1,163	1,163	10.7%	19.8%	3.0%	1,132	1,129	1,136	1,151	-0.3%	0.4%	1.7%		
Nelsonville	Village	210	23	59	5	182	182	11.0%	28.1%	2.4%	196	197	199	203	0.5%	1.5%	3.6%		
New Hope	Town	750	111	218	47	754	754	14.8%	29.1%	6.3%	795	814	841	873	2.4%	5.8%	9.8%		

Demographic data

Marathon, Portage, and Wood Counties 2008 Coordinated Transportation Planning

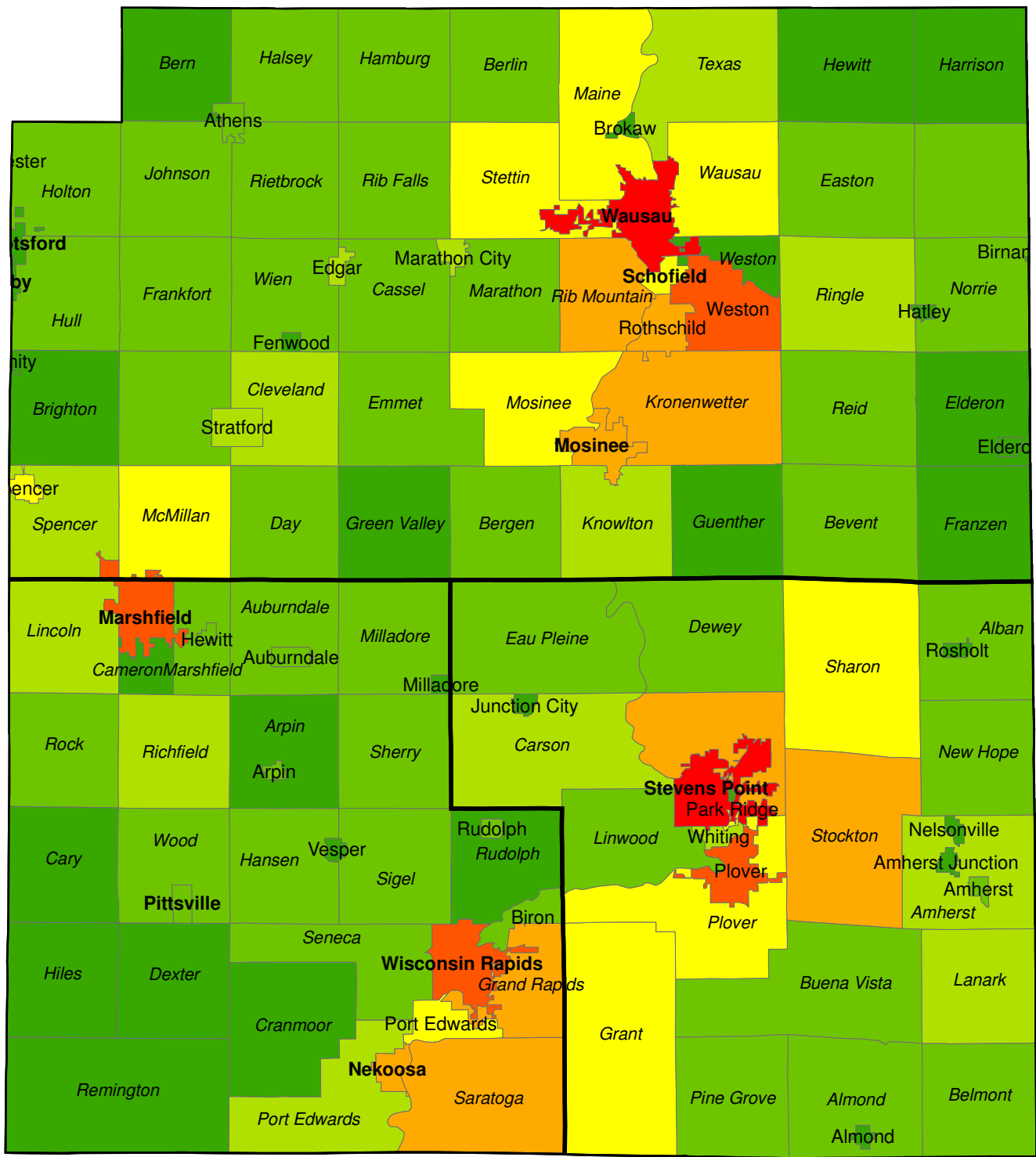
Municipality	Type	Population (Census 2000)					Population (2007 est.)	Percentage of population (Census 2000)			Projected population (2007 est.)					Change in population from 2010 (2007 est.)		
		Total	Elderly	Disabled	Low-income	4		Elderly	Disabled	Low-income	2010	2015	2020	2025	2015	2020	2025	
																		2010
Park Ridge	Village	499	114	75	82	458	22.8%	15.0%	0.8%	428	394	365	337	-7.9%	-14.7%	-21.3%		
Pine Grove	Town	822	111	247	82	917	13.5%	30.0%	10.0%	953	967	988	1,016	1.5%	3.7%	6.6%		
Plover	Village	10,647	606	2,128	634	11,580	5.7%	20.0%	6.0%	12,627	13,513	14,498	15,579	7.0%	14.8%	23.4%		
Rosholt	Town	2,194	272	275	80	2,430	12.4%	12.5%	3.6%	2,604	2,668	2,753	2,858	2.5%	5.7%	9.8%		
Rosholt	Village	574	69	169	35	501	12.0%	29.4%	6.1%	507	495	488	485	-2.4%	-3.7%	-4.3%		
Sharon	Town	1,978	215	339	113	2,040	10.9%	17.1%	5.7%	2,089	2,140	2,208	2,292	2.4%	5.7%	9.7%		
Stevens Point	City	24,492	2,957	5,268	3,687	25,370	12.1%	21.5%	15.1%	25,538	25,728	26,136	26,726	0.7%	2.3%	4.7%		
Stockton	Town	2,903	229	535	81	3,060	7.9%	18.4%	2.8%	3,211	3,328	3,472	3,639	3.6%	8.1%	13.3%		
Whiting	Village	1,739	460	574	90	1,680	26.5%	33.0%	5.2%	1,632	1,551	1,485	1,430	-5.0%	-9.0%	-12.4%		
Total, Portage County		67,182	7,347	13,833	6,074	69,950	10.9%	20.6%	9.0%	72,246	73,898	76,157	78,939	2.3%	5.4%	9.3%		
Wood County																		
Arpin	Village	354	69	143	15	828	19.5%	40.4%	4.2%	350	356	361	362	1.7%	3.1%	3.4%		
Arpin	Town	784	70	188	63	335	8.9%	24.0%	8.0%	795	799	801	795	0.5%	0.8%	0.0%		
Auburdale	Village	725	86	138	32	832	11.9%	19.0%	4.4%	812	849	882	908	4.6%	8.6%	11.8%		
Auburdale	Town	812	115	222	50	763	14.2%	27.3%	6.2%	829	829	826	816	0.0%	-0.4%	-1.6%		
Biron	Village	901	201	285	63	872	22.3%	31.6%	7.0%	885	869	851	826	-1.8%	-3.8%	-6.7%		
Cameron	Town	559	81	121	27	522	14.5%	21.6%	4.8%	514	516	516	512	0.4%	0.4%	-0.4%		
Cary	Town	398	55	83	10	416	13.8%	20.9%	2.5%	441	463	483	498	5.0%	9.5%	12.9%		
Cranmoor	Town	185	23	62	20	175	12.4%	33.5%	10.8%	167	163	158	152	-2.4%	-5.4%	-9.0%		
Dexter	Town	405	53	130	16	398	13.1%	32.1%	4.0%	399	409	418	423	2.5%	4.8%	6.0%		
Grand Rapids	Town	7,893	601	1,391	197	7,989	7.6%	17.6%	2.5%	8,521	8,880	9,208	9,448	4.2%	8.1%	10.9%		
Hansen	Town	752	87	166	40	722	11.6%	22.1%	5.3%	735	749	760	765	1.9%	3.4%	4.1%		
Hewitt	Village	727	95	21	21	750	7.8%	13.1%	2.9%	741	777	809	834	4.9%	9.2%	12.6%		
Hiles	Town	185	30	67	16	188	16.2%	36.2%	8.6%	202	209	215	219	3.5%	6.4%	8.4%		
Lincoln	Town	1,506	151	300	57	1,656	10.0%	19.9%	3.8%	1,668	1,726	1,778	1,813	3.5%	6.6%	8.7%		
Marshfield	City	18,384	3,243	5,051	1,203	19,346	17.6%	27.5%	6.5%	18,948	19,019	19,028	18,870	0.4%	0.4%	-0.4%		
Marshfield	Town	761	101	163	25	837	13.3%	21.4%	3.3%	844	861	874	880	2.0%	3.6%	4.3%		
Milladore	Village	251	38	45	10	269	15.1%	17.9%	4.0%	269	263	256	247	-2.2%	-4.8%	-8.2%		
Milladore	Town	721	64	156	26	721	8.9%	21.6%	3.6%	701	698	693	681	-0.4%	-1.1%	-2.9%		
Nekoosa	City	2,558	440	807	247	2,610	17.2%	31.5%	9.7%	2,626	2,643	2,652	2,637	0.6%	1.0%	0.4%		
Pittsville	City	851	106	203	46	891	12.5%	23.9%	5.4%	896	911	923	926	1.7%	3.0%	3.3%		
Port Edwards	Village	1,941	427	397	144	1,907	22.0%	20.5%	7.4%	1,943	1,942	1,935	1,910	-0.1%	-0.4%	-1.7%		
Port Edwards	Town	1,465	137	506	88	1,479	9.4%	34.5%	6.0%	1,539	1,586	1,627	1,653	3.1%	5.7%	7.4%		
Remington	Town	294	41	71	21	299	13.9%	24.1%	7.1%	308	310	311	308	0.6%	1.0%	0.0%		
Richfield	Town	1,520	235	384	119	1,671	15.5%	25.3%	7.8%	1,686	1,767	1,841	1,898	4.8%	9.2%	12.6%		
Rock	Town	846	84	245	43	909	9.9%	29.0%	5.1%	934	972	1,007	1,033	4.1%	7.8%	10.6%		
Rudolph	Village	396	55	113	12	1,166	13.9%	28.5%	3.0%	417	414	410	402	-0.7%	-1.7%	-3.6%		
Rudolph	Town	1,214	149	230	77	435	12.3%	18.9%	6.3%	1,125	1,107	1,086	1,055	-1.6%	-3.5%	-6.2%		
Saratoga	Town	5,391	546	1,510	318	5,557	10.1%	28.0%	5.9%	5,834	6,059	6,262	6,406	3.9%	7.3%	9.8%		
Seneca	Town	1,168	117	235	70	1,157	10.0%	20.1%	6.0%	1,217	1,249	1,276	1,292	2.6%	4.8%	6.2%		
Sherry	Town	825	78	169	19	832	9.5%	20.5%	2.3%	834	846	856	858	1.4%	2.6%	2.9%		

Demographic data








Marathon, Portage, and Wood Counties 2008 Coordinated Transportation Planning

Municipality	Type	Population (Census 2000)			Population (2007 est.)	Percentage of population (Census 2000)			Projected population (2007 est.)					Change in population from 2010 (2007 est.)		
		Total	Elderly	Disabled		Low-income	Elderly	Disabled	Low-income	2010	2015	2020	2025	2015	2020	2025
Sigel	Town	1,119	195	244	22	1,137	17.4%	21.8%	2.0%	1,109	1,098	1,084	1,060	-1.0%	-2.3%	-4.4%
Vesper	Village	525	74	111	38	532	14.1%	21.1%	7.2%	522	513	502	487	-1.7%	-3.8%	-6.7%
Wisconsin Rapids	City	18,348	3,689	5,594	1,643	18,500	20.1%	30.5%	9.0%	18,280	18,173	18,013	17,688	-0.6%	-1.5%	-3.2%
Wood	Town	791	115	193	53	793	14.5%	24.4%	6.7%	798	804	807	803	0.8%	1.1%	0.6%
<i>Total, Wood County</i>		75,555	11,613	19,818	4,851	77,494	15.4%	26.2%	6.4%	77,889	78,829	79,509	79,465	1.2%	2.1%	2.0%
Total, Region		268,098	35,055	62,370	19,031	279,556	13.1%	23.3%	7.1%	283,637	290,541	297,932	304,453	2.4%	5.0%	7.3%

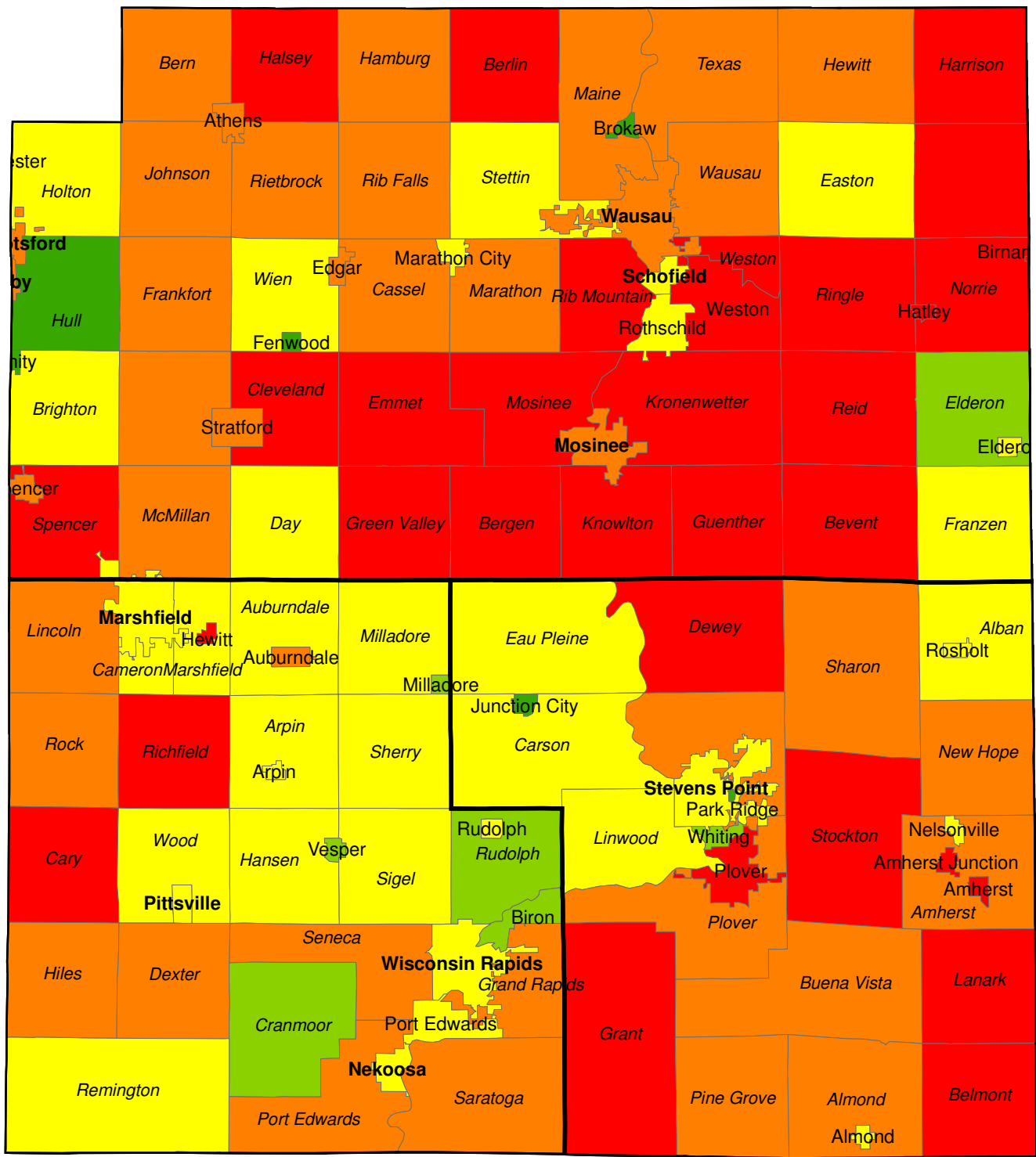
Data sources: U.S Census Bureau (Census 2000); Wisconsin Department of Administration (2007 est.); 2007 population estimates not available for portions of municipalities lying mostly outside Marathon County.



Population (2007 est.)

<u>Rural</u>		<u>Small Urban</u>	
	0 - 625		2,501 - 10,000
	626 - 1,250		10,001 - 20,000
	1,251 - 1,875		20,001 - 40,000
	1,876 - 2,500		

**Marathon, Portage, and Wood Counties
2008 Coordinated Transportation Planning**



Projected population change 2010-2025 (2007 est.)

**Marathon, Portage, and Wood Counties
2008 Coordinated Transportation Planning**

