

Parent Survey Report: One School in One Data Collection Period

School Name: James Williams Middle School (JWMS)

School Group: Rhinelander

School Enrollment: 437

% Range of Students Involved in SRTS: Not Applicable

Number of Questionnaires Distributed: 54

Set ID: 20607

Month and Year Collected: October 2023

Date Report Generated: 12/13/2023

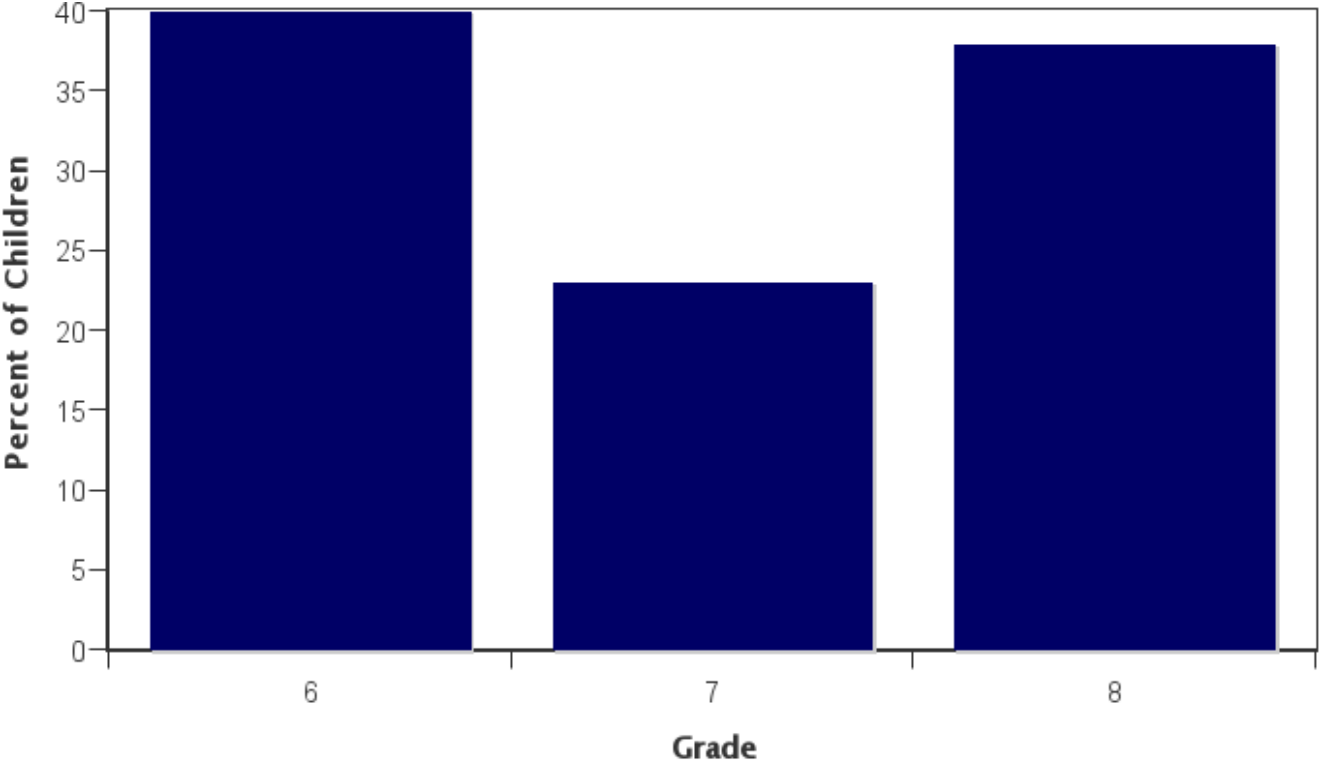
Tags:

Number of Questionnaires

Analyzed for Report: 54

This report contains information from parents about their children's trip to and from school. The report also reflects parents' perceptions regarding whether walking and bicycling to school is appropriate for their child. The data used in this report were collected using the Survey about Walking and Biking to School for Parents form from the National Center for Safe Routes to School.

Grade levels of children represented in survey

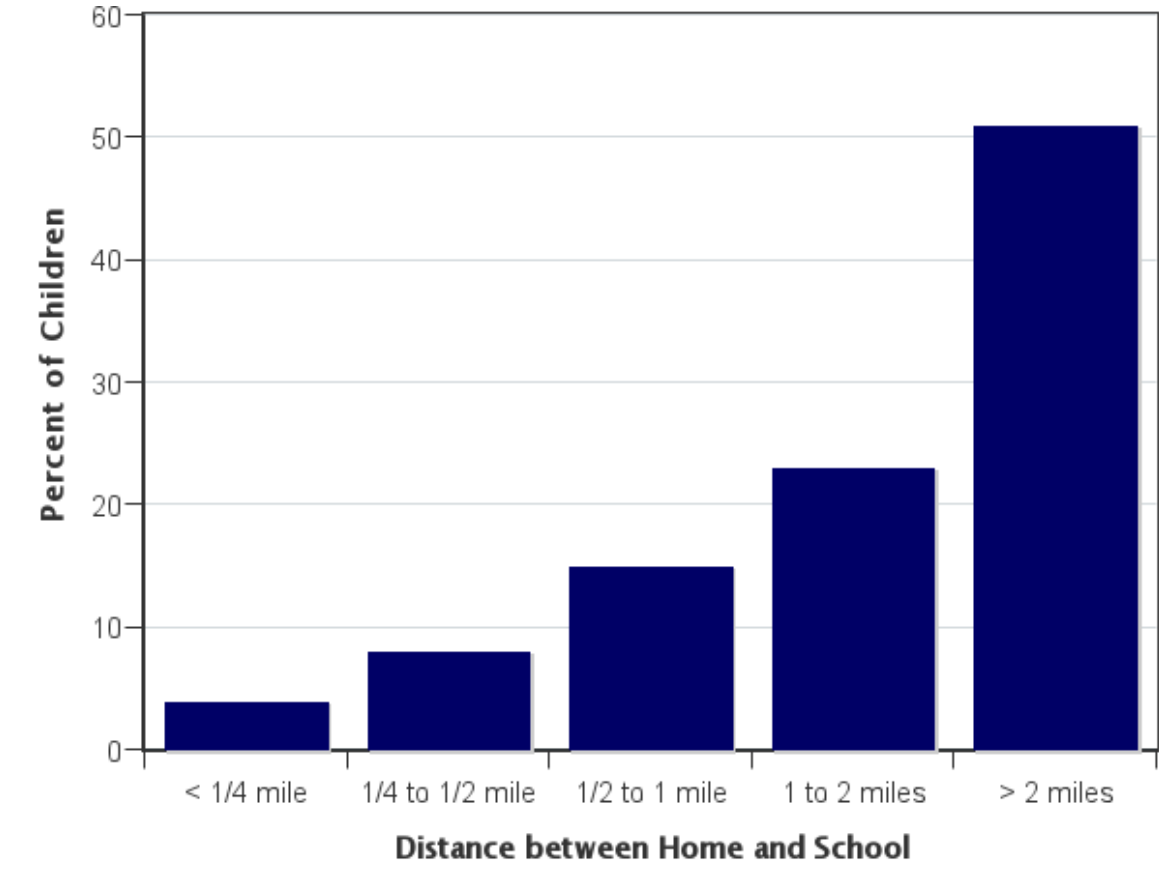


Grade levels of children represented in survey

Grade in School	Responses per grade	
	Number	Percent
6	21	40%
7	12	23%
8	20	38%

No response: 0
 Percentages may not total 100% due to rounding.

Parent estimate of distance from child's home to school



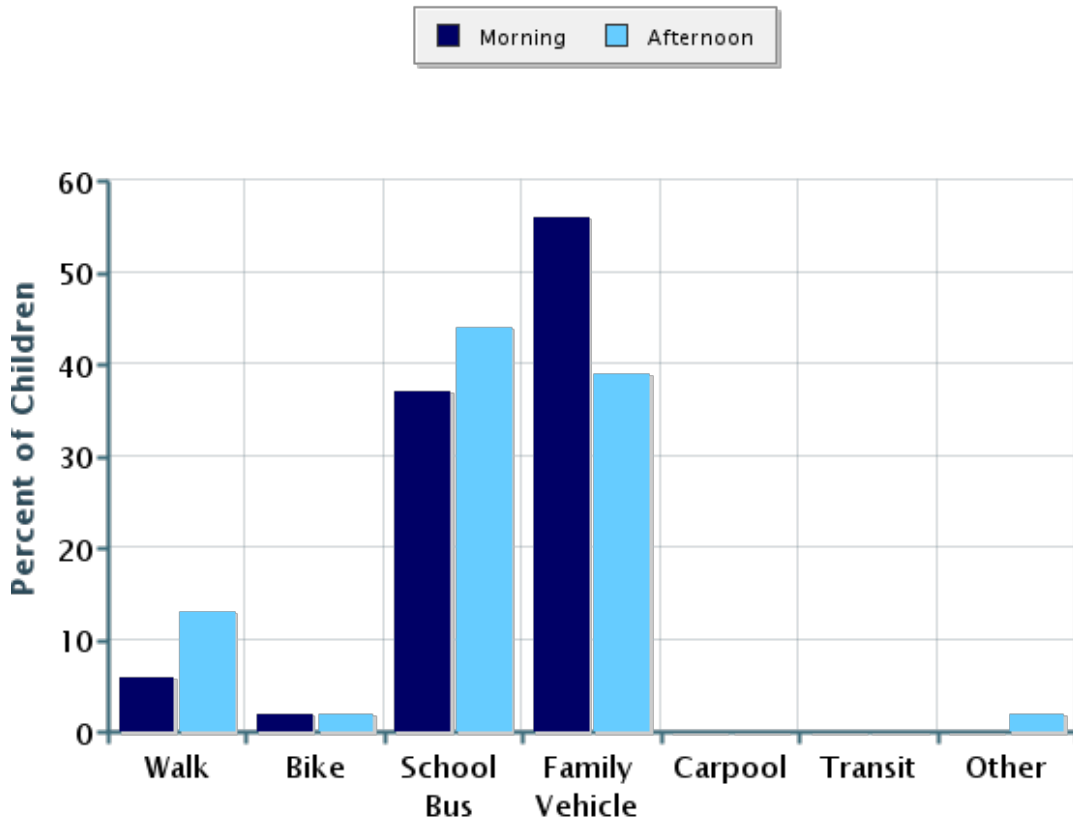
Parent estimate of distance from child's home to school

Distance between home and school	Number of children	Percent
Less than 1/4 mile	2	4%
1/4 mile up to 1/2 mile	4	8%
1/2 mile up to 1 mile	8	15%
1 mile up to 2 miles	12	23%
More than 2 miles	27	51%

Don't know or No response: 1

Percentages may not total 100% due to rounding.

Typical mode of arrival at and departure from school



Typical mode of arrival at and departure from school

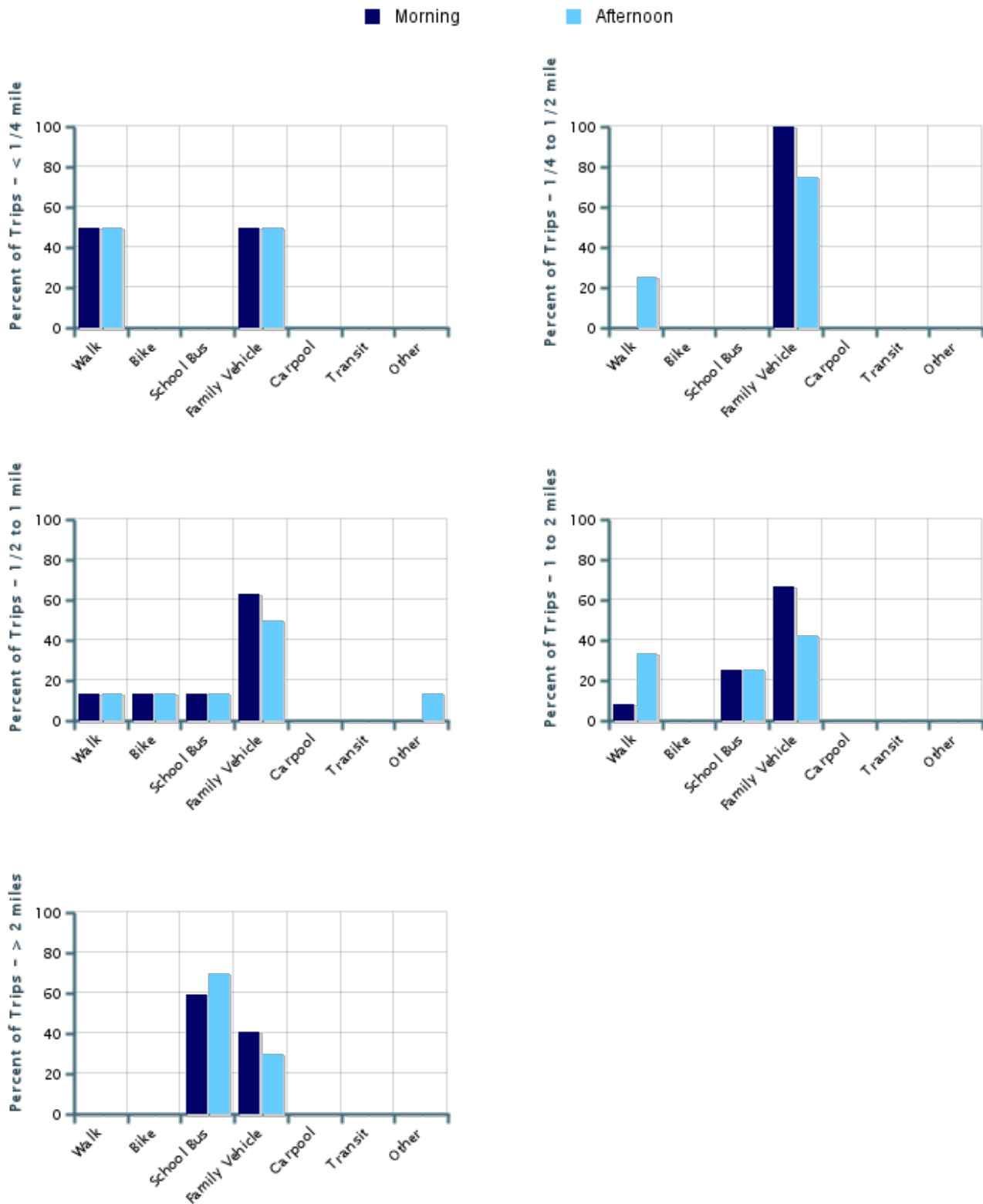
Time of Trip	Number of Trips	Walk	Bike	School Bus	Family Vehicle	Carpool	Transit	Other
Morning	54	6%	2%	37%	56%	0%	0%	0%
Afternoon	54	13%	2%	44%	39%	0%	0%	2%

No Response Morning: 0

No Response Afternoon: 0

Percentages may not total 100% due to rounding.

Typical mode of school arrival and departure by distance child lives from school



Typical mode of school arrival and departure by distance child lives from school

School Arrival

Distance	Number within Distance	Walk	Bike	School Bus	Family Vehicle	Carpool	Transit	Other
Less than 1/4 mile	2	50%	0%	0%	50%	0%	0%	0%
1/4 mile up to 1/2 mile	4	0%	0%	0%	100%	0%	0%	0%
1/2 mile up to 1 mile	8	13%	13%	13%	63%	0%	0%	0%
1 mile up to 2 miles	12	8%	0%	25%	67%	0%	0%	0%
More than 2 miles	27	0%	0%	59%	41%	0%	0%	0%

Don't know or No response: 1

Percentages may not total 100% due to rounding.

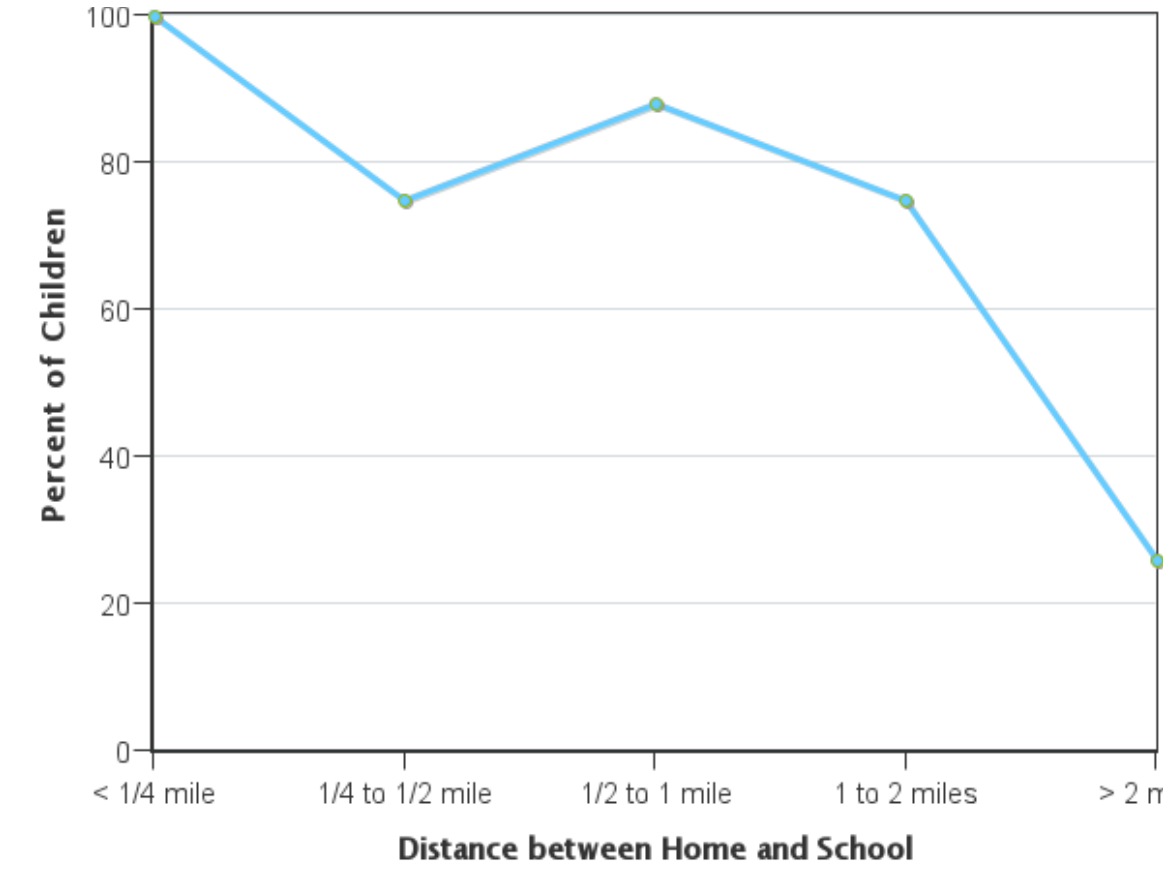
School Departure

Distance	Number within Distance	Walk	Bike	School Bus	Family Vehicle	Carpool	Transit	Other
Less than 1/4 mile	2	50%	0%	0%	50%	0%	0%	0%
1/4 mile up to 1/2 mile	4	25%	0%	0%	75%	0%	0%	0%
1/2 mile up to 1 mile	8	13%	13%	13%	50%	0%	0%	13%
1 mile up to 2 miles	12	33%	0%	25%	42%	0%	0%	0%
More than 2 miles	27	0%	0%	70%	30%	0%	0%	0%

Don't know or No response: 1

Percentages may not total 100% due to rounding.

Percent of children who have asked for permission to walk or bike to/from school by distance they live from school



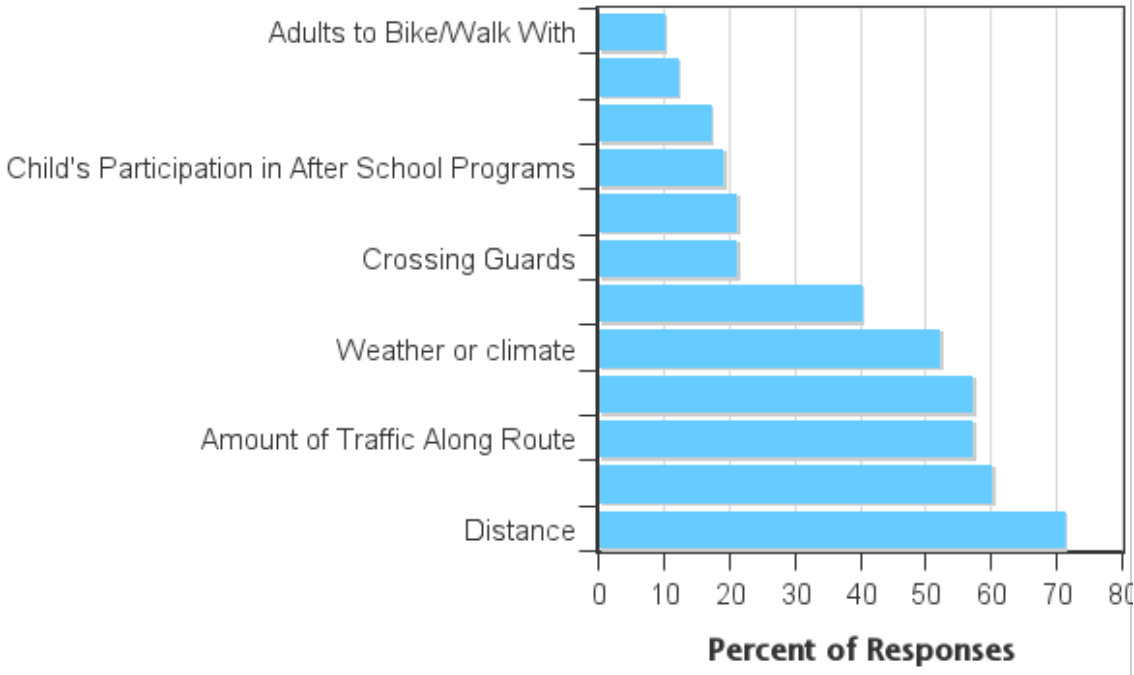
Percent of children who have asked for permission to walk or bike to/from school by distance they live from school

Asked Permission?	Number of Children	Less than 1/4 mile	1/4 mile up to 1/2 mile	1/2 mile up to 1 mile	1 mile up to 2 miles	More than 2 miles
Yes	27	100%	75%	88%	75%	26%
No	25	0%	25%	13%	25%	74%

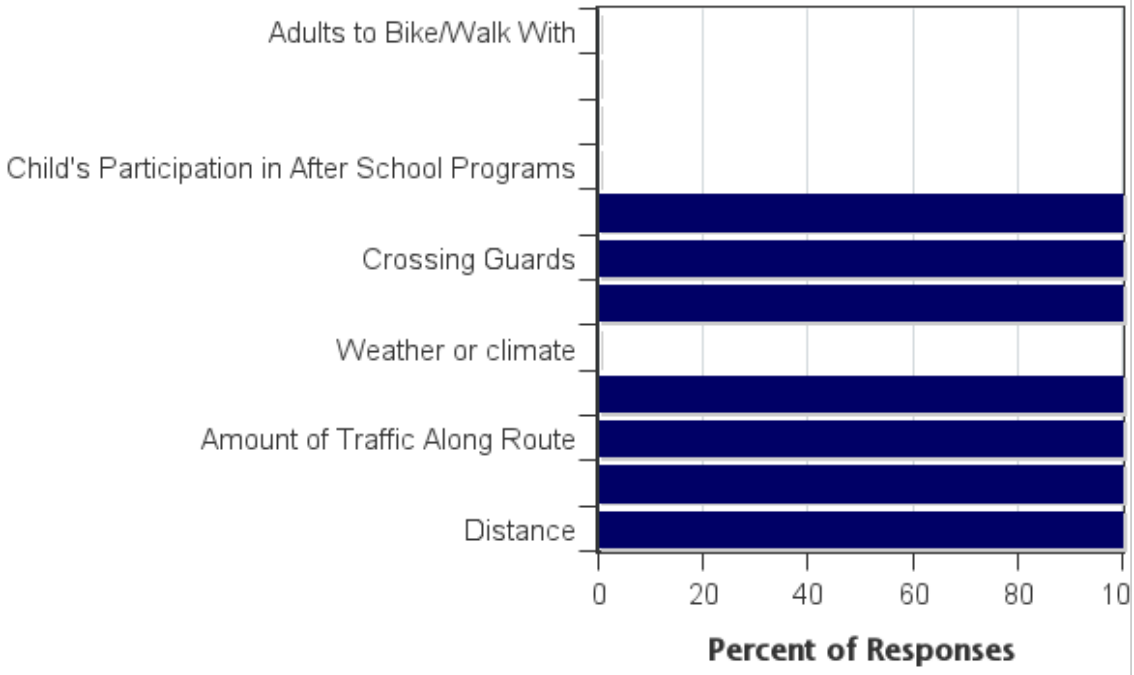
Don't know or No response: 2

Percentages may not total 100% due to rounding.

Issues reported to affect the decision to not allow a child to walk or bike to/from school by parents of children who do not walk or bike to/from school



Issues reported to affect the decision to allow a child to walk or bike to/from school by parents of children who already walk or bike to/from school



Issues reported to affect the decision to allow a child to walk or bike to/from school by parents of children who already walk or bike to/from school

Issue	Child does not walk/bike to school	Child walks/bikes to school
Distance	71%	100%
Speed of Traffic Along Route	60%	100%
Amount of Traffic Along Route	57%	100%
Safety of Intersections and Crossings	57%	100%
Weather or climate	52%	0%
Sidewalks or Pathways	40%	100%
Crossing Guards	21%	100%
Time	21%	100%
Child's Participation in After School Programs	19%	0%
Convenience of Driving	17%	0%
Violence or Crime	12%	0%
Adults to Bike/Walk With	10%	0%
Number of Respondents per Category	42	1

No response: 11

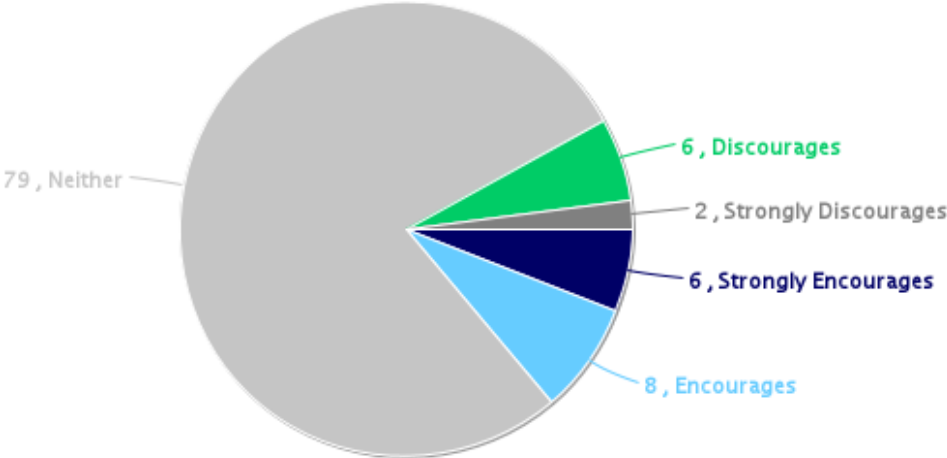
Note:

--Factors are listed from most to least influential for the 'Child does not walk/bike to school' group.

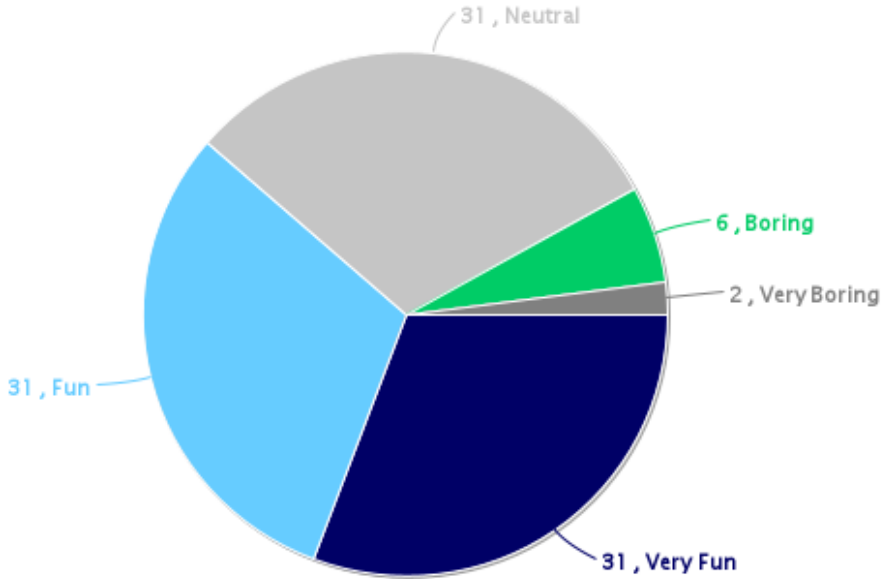
--Each column may sum to > 100% because respondent could select more than issue

--The calculation used to determine the percentage for each issue is based on the 'Number of Respondents per Category' within the respective columns (Child does not walk/bike to school and Child walks/bikes to school.) If comparing percentages between the two columns, please pay particular attention to each column's number of respondents because the two numbers can differ dramatically.

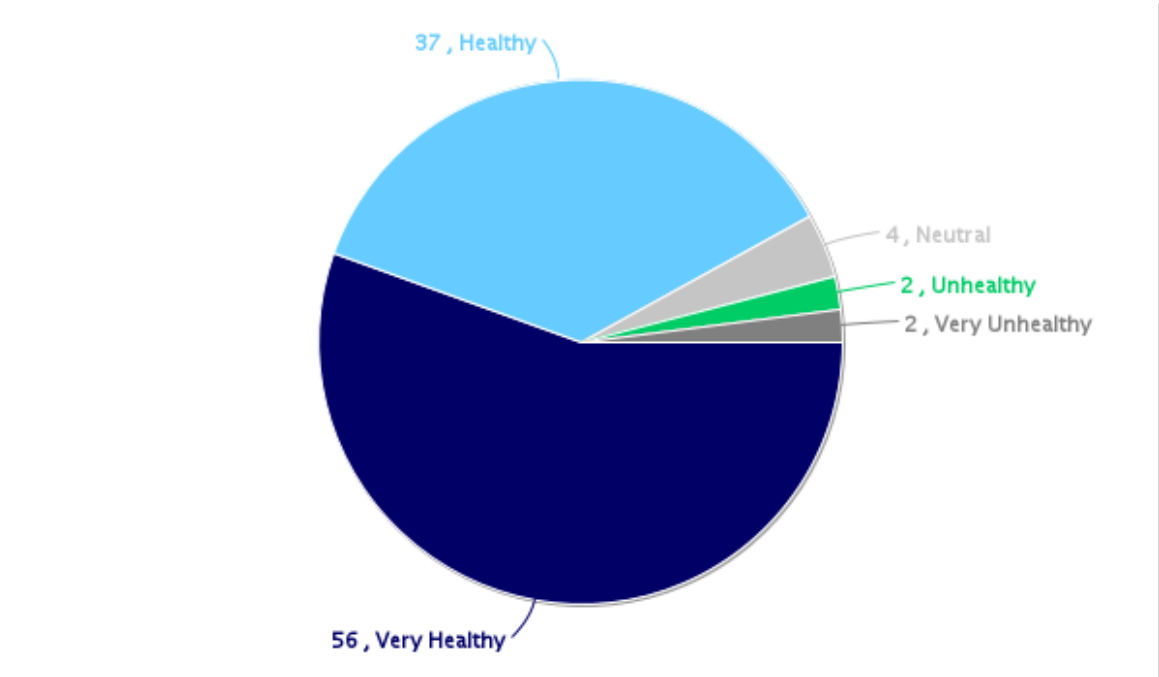
Parents' opinions about how much their child's school encourages or discourages walking and biking to/from school



Parents' opinions about how much fun walking and biking to/from school is for their child



Parents' opinions about how healthy walking and biking to/from school is for their child



Comments Section

SurveyID	Comment
1733606	Though we do not live within walking distance. There are many occasions where we allow our child to walk/bike to different locations in town after school
1733607	We live too far from the school for my child to walk or bike. He would have to leave really early and ride along County roads so this would not be a choice for us.
1733608	Why do you not feel comfortable allowing your child to walk or bike at any grade? Distance and not a safe way to get from home to school. If there was a designated bike trail then it could be a possibility
1733626	The worst part is to many vehicles along the way to school parked so close to the stop signs that when kids cross it is so hard to see them on the other side of the vehicle
1733577	We live too far away and there is not a safe route
1733581	If there were a crossing guard or an appropriately marked cross walk on Stevens St with flashing lights to alert motorists of someone crossing I would happily let my child walk or bike to and from school. A crossing guard would also be acceptable. We lived about the same distance from my child's grade school with a busy intersection along the route but there were blinking lights, a crosswalk and a crossing guard. That was Merrill though. I allowed my child in third grade to walk and bike to and from school everyday
1733589	Why do you not feel comfortable allowing your child to walk or bike at any grade? We live too far away
1733592	SRO from Onieda County Sheriff Dept are IN our buildings so couldn't the RHI CITY police officers at least be parked for a half before AND after school for extra safety?? I think the sheriff depth does great but why can't the city officers be present during busy children drop off/pick up times too? Besides I think it's good for all kids to see BOTH the heroes in brown and black suits!
1733593	I grew up with crossing guards, I feel our community could definitely benefit with them especially busy streets.
1733598	Biking, walking, e-scootering! All of these things must be encouraged. Timber Drive is still a mess. The pathway on road between the High and Middle School is full of speeding cars. We need bike paths, less busses, and the parent pick up line is a DISASTER at James Williams. Just an absolute disaster. That's no one's fault but the administration at JWMS. Quit worrying about dress codes and cell phone policies and CRITICALLY THINK about how the parent pickup line can be better and safer. You have a "no left turn" sign and there has never been a police offer, principal, assistant principal or any staff member monitoring those who turn left and hold up traffic. I support walking to school. But think about ways to improve all modes of transportation.
1733599	Why do you not feel comfortable allowing your child to walk or bike at any grade? Live 5 miles from school on major hwy
1733600	Why do you not feel comfortable allowing your child to walk or bike at any grade? Not safe
1733601	Why do you not feel comfortable allowing your child to walk or bike at any grade? We're way out in Pine Lake
1733605	The high school drivers are reckless around the parking lots. The police patrol but there is a lack of follow through for speeding. It's also hard enough for cars to get through some of these intersections much less a person, never know who is going to let a pedestrian have the right away. My son has asked to walk to the library after school and with all the cars between 2 schools it's just not safe.

1733615	The rack has been near the road & never shoveled out during winter. Children have to trudge thru the snow to get to the rack. So hopefully the rack can stay by the front doors during winter on a shoveled path
1733624	Why do you not feel comfortable allowing your child to walk or bike at any grade? We live too far from the school and the only direct route involves using a highway for travel. Aside from people living in the City of Rhinelander, walking/biking to school is not a viable option
1733573	Crosswalks are a major problem, both on Stevens Street for young kids and around the high school and middle school. Lack of crosswalks, lack of people knowing that they need to stop at them and kids not looking, especially on bikes.
1733578	When my child walks to the High School soccer fields from JWMS, there is no safe route. Either he crosses through the high-school parking lot or crosses by the tennis courts. Either way he must cross traffic multiple times without designated sidewalks and cross walks. The intersection of east larch and Coolidge must be addressed if you want kids to walk to soccer practice through high traffic times.
1733588	Why do you not feel comfortable allowing your child to walk or bike at any grade? We live too far from school
1733596	Why do you not feel comfortable allowing your child to walk or bike at any grade? Bad drivers
1733613	Some parents and high school students drive excessively fast and recklessly within the school area and the approaching roads. I would like to see every effort made to slow the flow of traffic in the high school/middle school area, including greater law enforcement and strategic speed bumps. No reason to speed in this area, ever.
1733597	Why do you not feel comfortable allowing your child to walk or bike at any grade? People don't pay attention
1733604	Walking is fine when it's warm out but I have concerns when it gets cold. Wish we had an option for bus
1733582	I have voiced my opinion many times that it is not safe for these kids to walk to and from school. The traffic really speeds 10+ mph over the limit and people do not watch for kids. It is obvious this city does not care about the children.