

Parent Survey Aggregate Summary

Program Name: Rhinelander

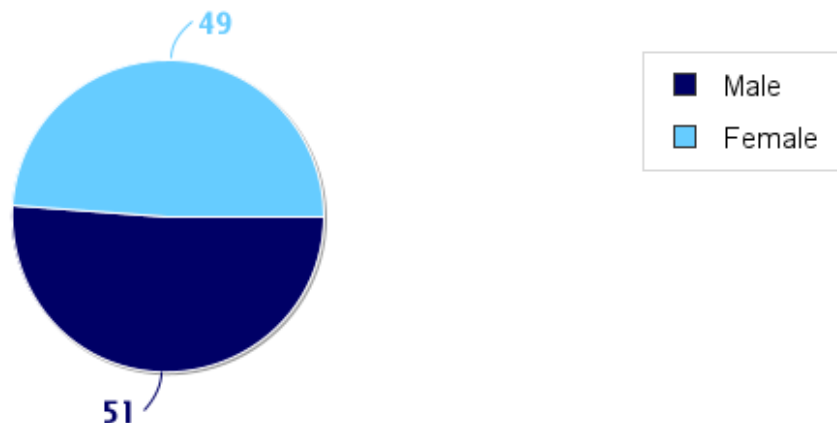
Date range: Fall 2022 (July - December 2022)

Date Report Generated: 04/29/2024

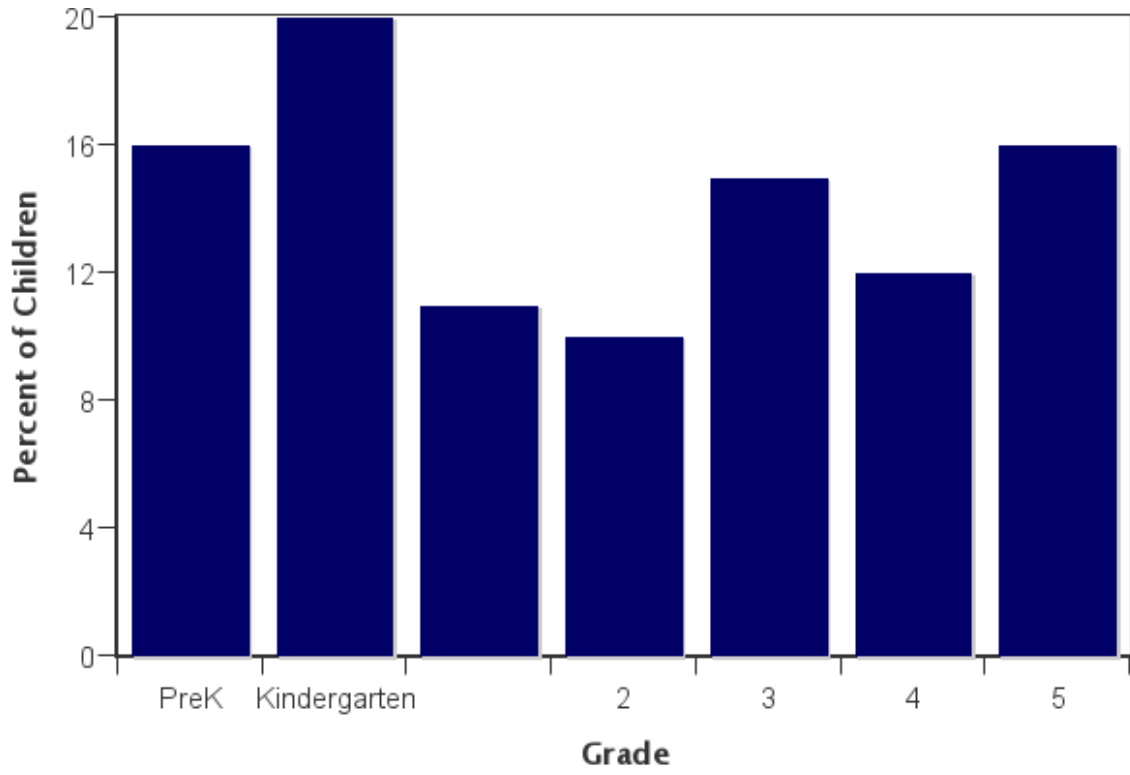
| School Name(s): | Month & Year Collected & (Set ID) | School Enrollment: | Enrollment in Grades Targeted by SRTS Program: | Number of Questionnaires Distributed: | Number of Questionnaires Included in Report: |
|--|-----------------------------------|--------------------|--|---------------------------------------|--|
| Central Elementary School | October 2022 (20202) | 251 | | 65 | 65 |
| Crescent Elementary School | October 2022 (20204) | 376 | | 77 | 77 |
| Northwoods Community Elementary School | October 2022 (20203) | 97 | | 40 | 40 |
| Pelican Elementary School | October 2022 (20205) | 282 | | 116 | 116 |
| | | | | Total:298 | 298 |

This report contains information from parents about their children's trip to and from school. The report also reflects parents' perceptions regarding whether walking and bicycling to school is appropriate for their child. The data used in this report were collected using the Survey about Walking and Biking to School for Parents form from the National Center for Safe Routes to School.

Sex of children for parents that provided information



Grade levels of children represented in survey



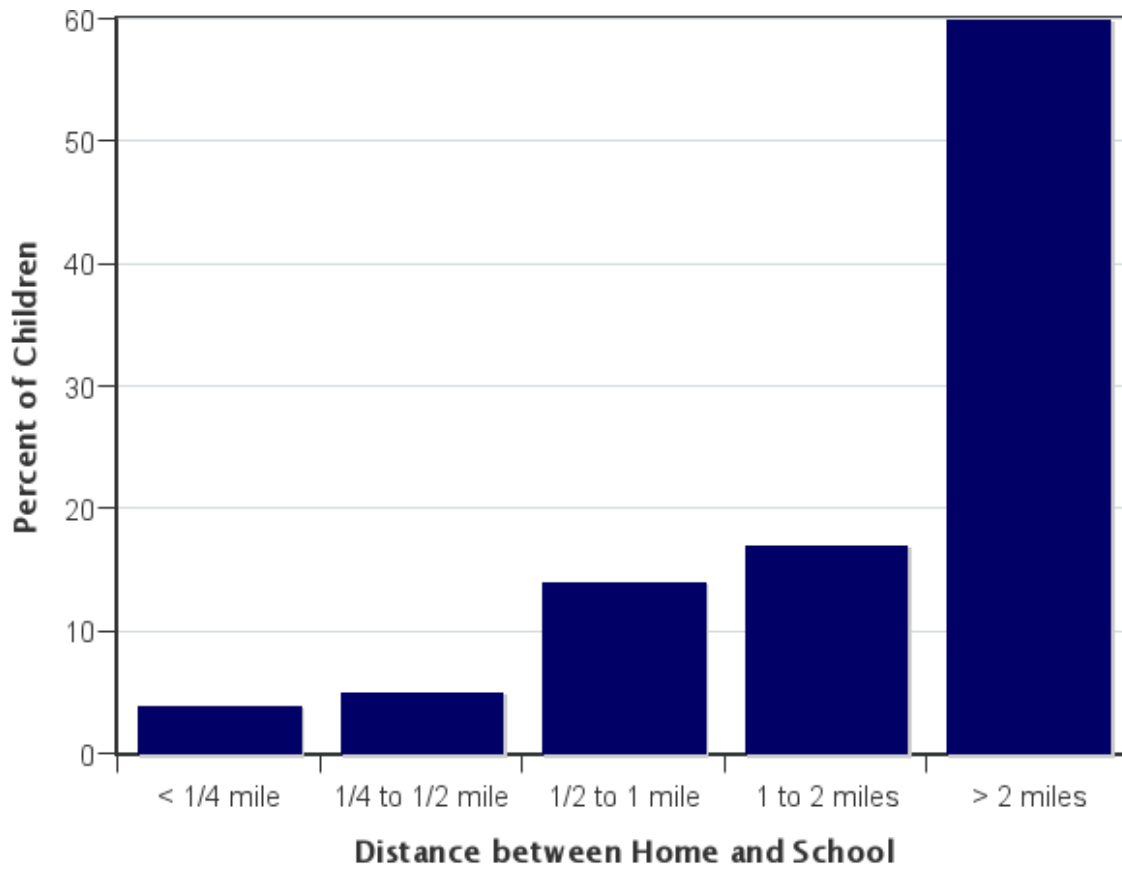
Grade levels of children represented in survey

| Grade in School | Responses per grade | |
|-----------------|---------------------|---------|
| | Number | Percent |
| PreK | 47 | 16% |
| Kindergarten | 60 | 20% |
| 1 | 33 | 11% |
| 2 | 30 | 10% |
| 3 | 44 | 15% |
| 4 | 37 | 12% |
| 5 | 47 | 16% |

No response: 0

Percentages may not total 100% due to rounding.

Parent estimate of distance from child's home to school



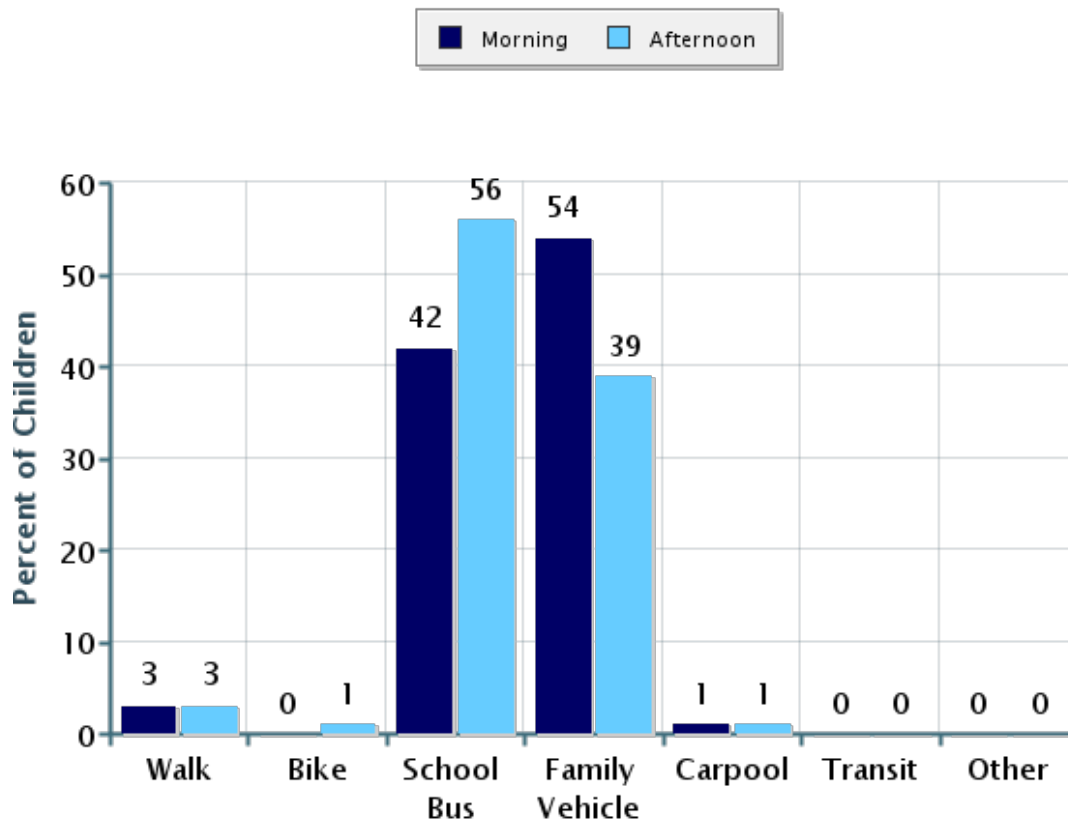
Parent Survey Aggregate Summary

| Distance between home and school | Number of children | Percent |
|----------------------------------|--------------------|---------|
| Less than 1/4 mile | 13 | 4% |
| 1/4 mile up to 1/2 mile | 15 | 5% |
| 1/2 mile up to 1 mile | 41 | 14% |
| 1 mile up to 2 miles | 49 | 17% |
| More than 2 miles | 175 | 60% |

Don't know or No response: 5

Percentages may not total 100% due to rounding.

Typical mode of arrival at and departure from school



Typical mode of arrival at and departure from school

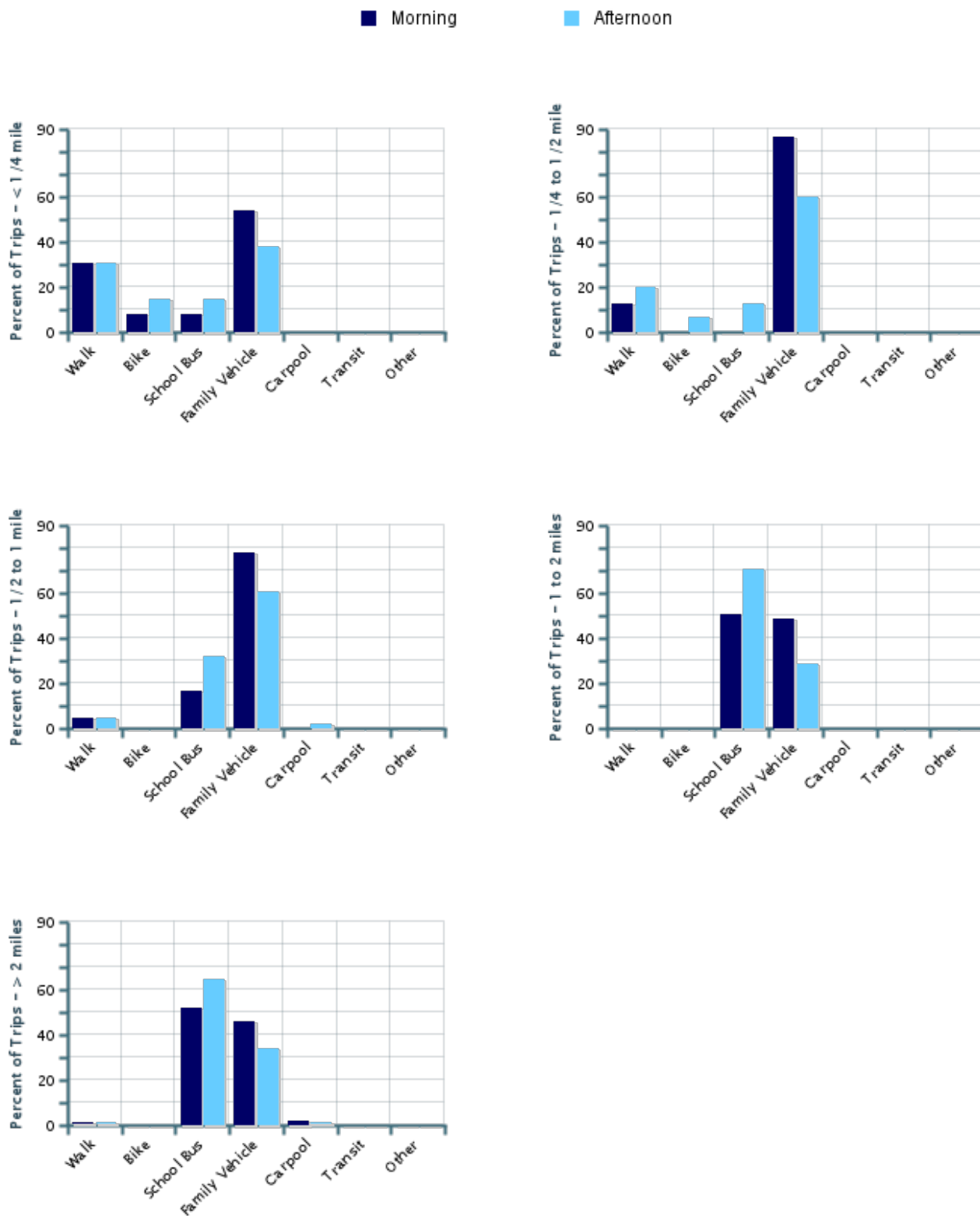
| Time of Trip | Number of Trips | Walk | Bike | School Bus | Family Vehicle | Carpool | Transit | Other |
|--------------|-----------------|------|------|------------|----------------|---------|---------|-------|
| Morning | 295 | 3% | 0.3% | 42% | 54% | 1% | 0% | 0% |
| Afternoon | 295 | 3% | 1% | 56% | 39% | 1% | 0% | 0% |

No Response Morning: 3

No Response Afternoon: 3

Percentages may not total 100% due to rounding.

Typical mode of school arrival and departure by distance child lives from school



Typical mode of school arrival and departure by distance child lives from school

School Arrival

| Distance | Number within Distance | Walk | Bike | School Bus | Family Vehicle | Carpool | Transit | Other |
|---------------------------|------------------------|------|------|------------|----------------|---------|---------|-------|
| 1 Less than 1/4 mile | 13 | 31% | 8% | 8% | 54% | 0% | 0% | 0% |
| 2 1/4 mile up to 1/2 mile | 15 | 13% | 0% | 0% | 87% | 0% | 0% | 0% |
| 3 1/2 mile up to 1 mile | 41 | 5% | 0% | 17% | 78% | 0% | 0% | 0% |
| 4 1 mile up to 2 miles | 49 | 0% | 0% | 51% | 49% | 0% | 0% | 0% |
| 5 More than 2 miles | 172 | 1% | 0% | 52% | 46% | 2% | 0% | 0% |

Don't know or No response: 0

Percentages may not total 100% due to rounding.

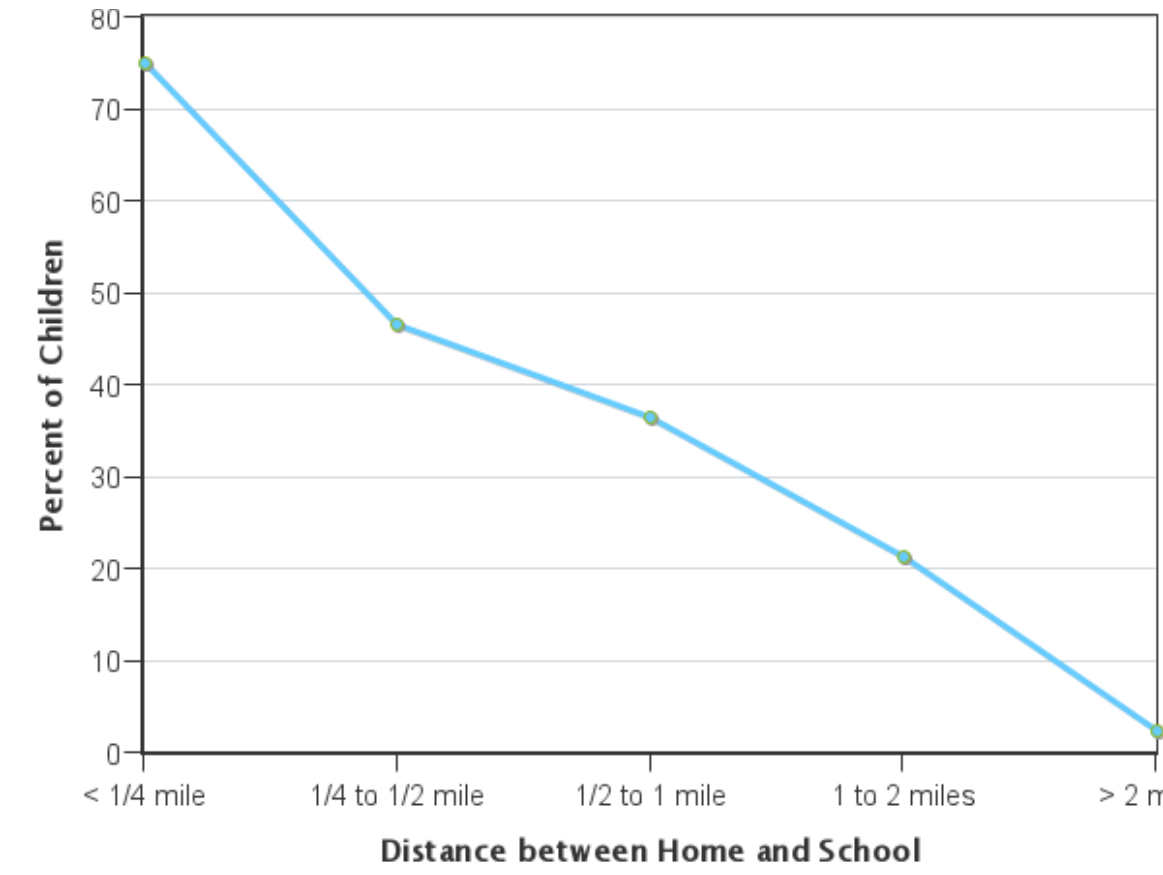
School Departure

| Distance | Number within Distance | Walk | Bike | School Bus | Family Vehicle | Carpool | Transit | Other |
|-------------------------|------------------------|------|------|------------|----------------|---------|---------|-------|
| Less than 1/4 mile | 13 | 31% | 15% | 15% | 38% | 0% | 0% | 0% |
| 1/4 mile up to 1/2 mile | 15 | 20% | 7% | 13% | 60% | 0% | 0% | 0% |
| 1/2 mile up to 1 mile | 41 | 5% | 0% | 32% | 61% | 2% | 0% | 0% |
| 1 mile up to 2 miles | 49 | 0% | 0% | 71% | 29% | 0% | 0% | 0% |
| More than 2 miles | 172 | 1% | 0% | 65% | 34% | 1% | 0% | 0% |

Don't know or No response: 0

Percentages may not total 100% due to rounding.

Percent of children who have asked for permission to walk or bike to/from school by distance they live from school

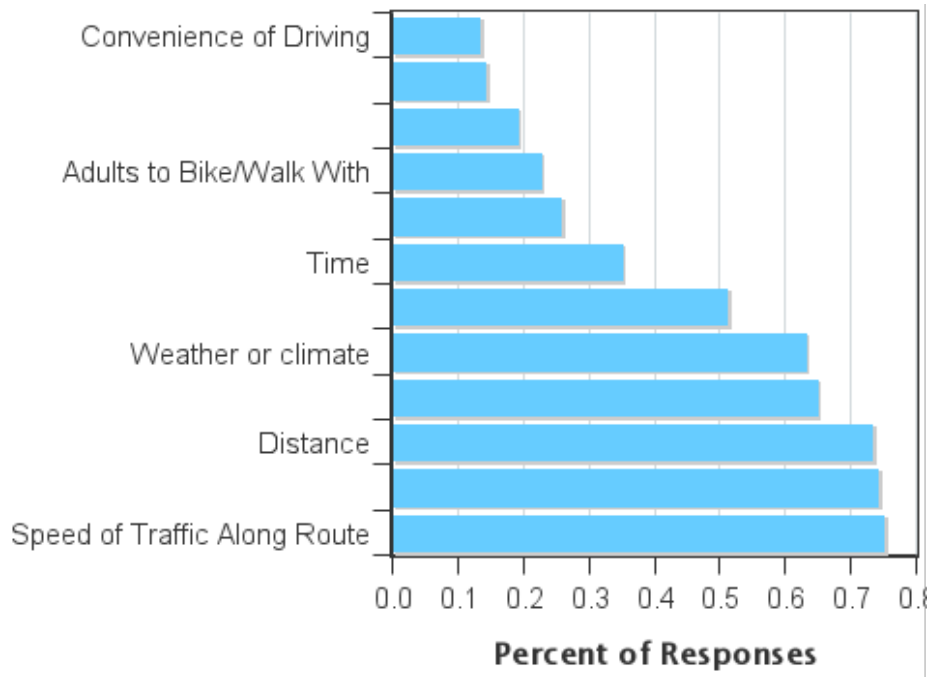


Percent of children who have asked for permission to walk or bike to/from school by distance they live from school

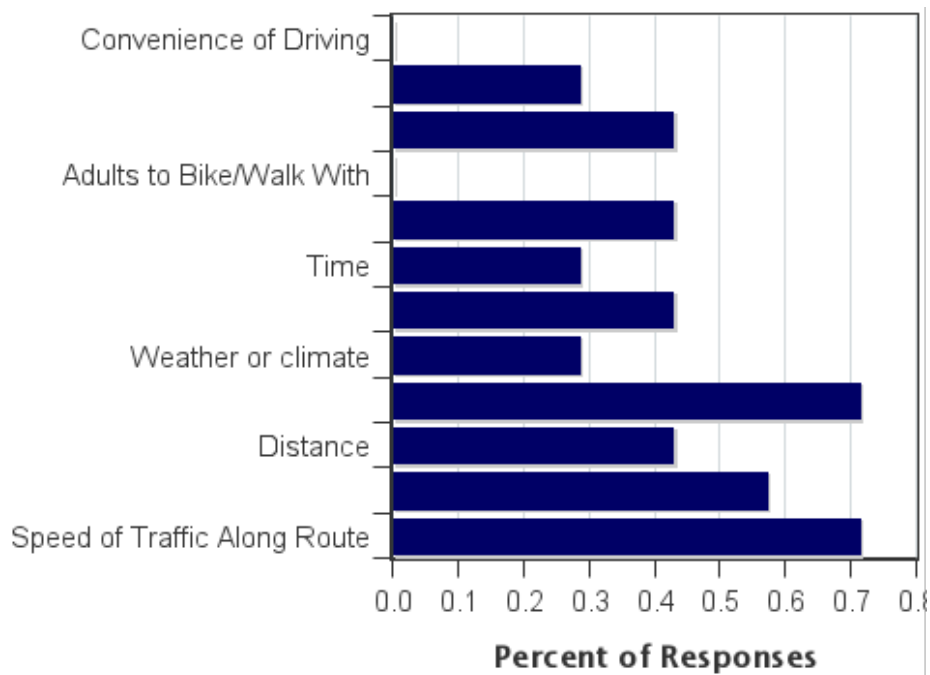
| Asked Permission? | Number of Children | Less than 1/4 mile | 1/4 mile up to 1/2 mile | 1/2 mile up to 1 mile | 1 mile up to 2 miles | More than 2 miles |
|-------------------|--------------------|--------------------|-------------------------|-----------------------|----------------------|-------------------|
| Yes | 225 | 75% | 47% | 37% | 21% | 2% |
| No | 1200 | 25% | 53% | 63% | 79% | 98% |

Don't know or No response: 0
 Percentages may not total 100% due to rounding.

Issues reported to affect the decision to not allow a child to walk or bike to/from school by parents of children who do not walk or bike to/from school



Issues reported to affect the decision to allow a child to walk or bike to/from school by parents of children who already walk or bike to/from school



Issues reported to affect the decision to allow a child to walk or bike to/from school by parents of children who already walk or bike to/from school

| Issue | Child does not walk/bike to school | Child walks/bikes to school |
|--|------------------------------------|-----------------------------|
| Speed of Traffic Along Route | 75% | 71% |
| Amount of Traffic Along Route | 74% | 57% |
| Distance | 73% | 43% |
| Safety of Intersections and Crossings | 65% | 71% |
| Weather or climate | 63% | 29% |
| Sidewalks or Pathways | 51% | 43% |
| Time | 35% | 29% |
| Violence or Crime | 26% | 43% |
| Adults to Bike/Walk With | 23% | 0% |
| Crossing Guards | 19% | 43% |
| Child's Participation in After School Programs | 14% | 29% |
| Convenience of Driving | 13% | 0% |
| Number of Respondents per Category | 225 | 7 |

No response: 66

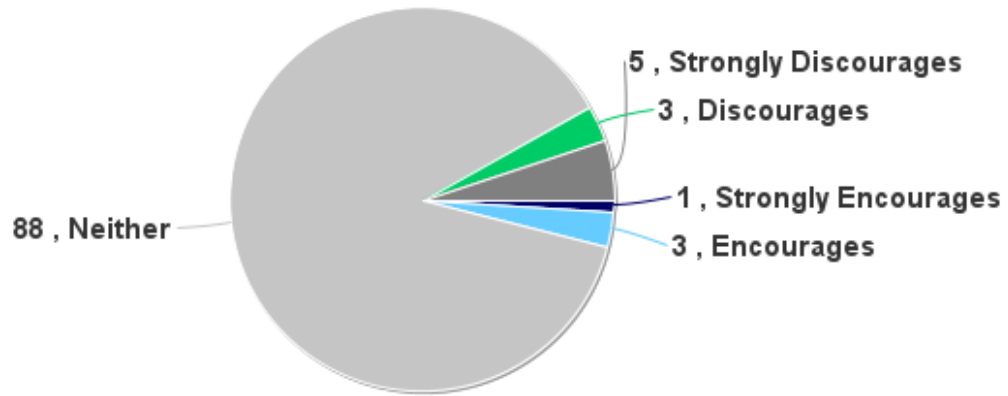
Note:

--Factors are listed from most to least influential for the 'Child does not walk/bike to school' group.

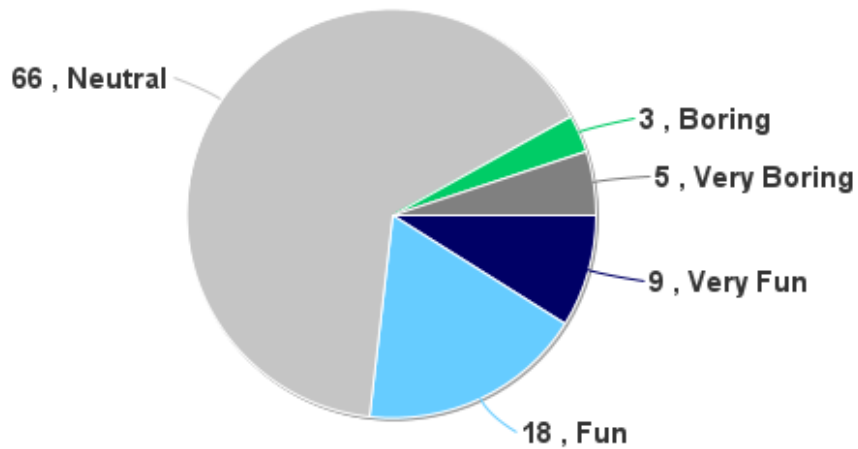
--Each column may sum to > 100% because respondent could select more than issue

--The calculation used to determine the percentage for each issue is based on the 'Number of Respondents per Category' within the respective columns (Child does not walk/bike to school and Child walks/bikes to school.) If comparing percentages between the two columns, please pay particular attention to each column's number of respondents because the two numbers can differ dramatically.

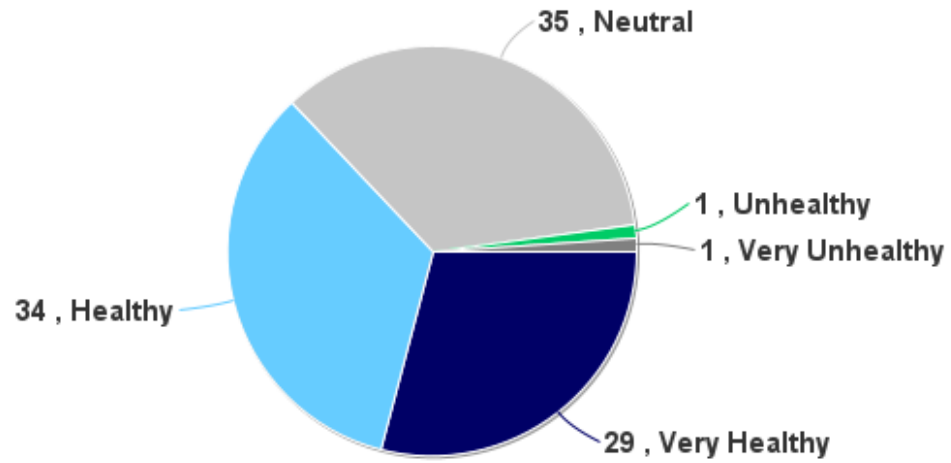
Parents' opinions about how much their child's school encourages or discourages walking and biking to/from school



Parents' opinions about how much fun walking and biking to/from school is for their child



Parents' opinions about how healthy walking and biking to/from school is for their child



Comments Section

| School | SurveyID | Comment |
|----------------------------|----------|---|
| Central Elementary School | 1723955 | As long as my children had a buddy system |
| Central Elementary School | 1723976 | She's to little to walk or ride bike to school yet. |
| Central Elementary School | 1723979 | #10 These answers are for riding a bike. My house is too far for walking. My children don't keep their helmets on! #1 thing stopping bike riding is a huge hill & having a working bike |
| Central Elementary School | 1723982 | I'm comfortable with them walking now, but they are walking in a group. If they were alone I would feel differently. We need crossing guards on Stevens. |
| Central Elementary School | 1723990 | My oldest was told their was no bus available for her to ride so has to get dropped off at school. As its too far to walk with too much traffic. |
| Central Elementary School | 1723991 | Our family loves to walk and bike but we just moved here so kids are still learning directions. We have a young one that has to be picked up is just to young to walk out adult but we can walk them. |
| Central Elementary School | 1723993 | I think it's wrong that my kids don't/won't have a bus route due to living to close to school line as we live in the 1 mile circle. |
| Central Elementary School | 1723995 | As long as she has a buddy system with her siblings to all stay together while walking I'd have no problem letting her walk |
| Central Elementary School | 1723998 | My kids have both been allowed to walk home together. If one of them has after school activities, we pick them both up. Having crossing guards would be beneficial in that situation. |
| Central Elementary School | 1724002 | I frequently walk to get my child from school. The biggest issue I see is there is a lot of traffic on Stevens St (by central school) and a lot of walking children but no crossing guards. |
| Central Elementary School | 1724004 | My child is not old enough to walk/bike to school. |
| Central Elementary School | 1724008 | The speed of traffic around our neighborhood including during school times is way too fast for the kids walking. It's a concern. |
| Central Elementary School | 1724009 | The speed of traffic around our neighborhood, including during school times is way too fast. Huge problem with speed on Coolridge. |
| Crescent Elementary School | 1723949 | Sidewalks would improve safety of all people walking! |
| Crescent Elementary School | 1724055 | I would allow my child to ride bike to school if they did not have to cross and travel on the highway |
| Crescent Elementary School | 1724057 | There aren't any safe routes and major safety concerns crossing a highway. |
| Crescent Elementary School | 1724059 | I'd love a safe path for my kids! |
| Crescent Elementary School | 1724063 | There are no sidewalks or pathways on our route to school. There are too many blind curves/hills for me to feel safe allowing our kids to ride that route. |
| Crescent Elementary School | 1724065 | We live too far outside city limits for child to walk or ride bike to school |
| Crescent Elementary School | 1724067 | The rest of the questions are irrelevant because we live 8.1 miles from school and my other answer was that I would never let her. We live 12 minutes from school. this amount of time is excessive. |

| | | |
|--|---------|--|
| Crescent Elementary School | 1724069 | I live to far for my son to think of biking or walking to school. |
| Crescent Elementary School | 1724071 | My family lives too far from the school to make walking/biking there a reasonable option. It is not an option for families who do live close as there are no sidewalks or paths leading there and there are multiple highways that often need to be crossed. |
| Crescent Elementary School | 1724075 | I like the idea of having kids walk/bike to school. We just live too far away to partake. |
| Crescent Elementary School | 1724078 | With the distance they want kids to walk. We have too many people that operate vehicles under the influence in our town there are to any roads for elementary kids to cross it's unsafe it is just safer to transport your children |
| Crescent Elementary School | 1724079 | This world is to unsafe for an adult to walk/bike alone, let alone a child! |
| Crescent Elementary School | 1724082 | I wish the bus would go down our road at least half way as there is a large parking lot for the bus to turn around. This way my kids could get dropped off at home. |
| Crescent Elementary School | 1724086 | We live close to the TLP house so we would never be comfortable with it. |
| Crescent Elementary School | 1724087 | We live too far out for it to be possible to walk or bike to school. |
| Crescent Elementary School | 1724092 | I support this but we live too far away. |
| Crescent Elementary School | 1724099 | We live too far for this to be applicable for our family, but I think it is an excellent thing for kids to bike or walk to school! |
| Crescent Elementary School | 1724101 | We live too far to make this possible. |
| Crescent Elementary School | 1724105 | We live to far away to make this possible. |
| Crescent Elementary School | 1724107 | We would love a bike path to Crescent Elementary School. As of now there is not a safe and feasible route. |
| Crescent Elementary School | 1724116 | We live too far from the school to bike or walk. |
| Crescent Elementary School | 1724129 | Yes its ideal - but not safe in many ways. Not worth the risk, unfortunately. |
| Northwoods Community Elementary School | 1724016 | Hwy K is a no go, also people drive way to fast down our road for me to be comfortable with my child walking or biking. |
| Northwoods Community Elementary School | 1724018 | NCES sits directly on a 55mph county hwy. It is in no way a safe place for kdis 4k-5 (school pop.) to walk or ride bikes. This is a small country school - not a neighborhood school. |
| Northwoods Community Elementary School | 1724022 | We walked/biked to school in Milwaukee. Up here is too far we drive on K which is 55mph. no crosswalks and we cross 2 highways. Just wouldn't be possible to walk or bike up here. |
| Northwoods Community Elementary School | 1724023 | NCES sits directly on a 55mph county hwy. It is not at all safe to have these kids 4K-5 (school population) walk or ride a bike. this is a small country school - not a neighborhood school. |
| Northwoods Community Elementary School | 1724032 | My child attends school too far away. Walking/riding bike would never be an option & honestly this survey is a waste of time. |

| | | |
|--|---------|--|
| Northwoods Community Elementary School | 1724036 | For #12 - Due to schools location (on a Hwy) is why we stated "strongly discourages" |
| Northwoods Community Elementary School | 1724037 | We live too far to walk or bike. If we lived closer we would do it all the time if there was a safe route. |
| Northwoods Community Elementary School | 1724038 | I'm not wasting my time doing this. No child should be riding bike or walking on Highway K. |
| Northwoods Community Elementary School | 1724041 | We are a rural school. Very few would benefit from a bike path. Funds would be better allocated for an additional bus for before and after school care. To school 1.25 hours/to YMCA 1.5 hours. |
| Northwoods Community Elementary School | 1724047 | It would be amazing if the Berskin connected to NCES!!! |
| Northwoods Community Elementary School | 1724051 | Safety is a big concern. We recently moved to Rhinelander and live off K - has been unsafe X2 first month of school for my boys to just cross K to get on bus (car raced through twice when bus lights were on. I'd need a route not on K to bike. |
| Northwoods Community Elementary School | 1724052 | We are an open enrollment form outside the district so this couldn't apply to us with the distance. |
| Northwoods Community Elementary School | 1724053 | We live 12-15 mile away from NCES |
| Pelican Elementary School | 1724130 | We live 11 miles from the school. |
| Pelican Elementary School | 1724135 | I don't feel it would be safe with the dump trucks on N. Faust Lake Rd from County Concrete Corp. or crossing Hwy P |
| Pelican Elementary School | 1724137 | We chose to drive due unsafe bus stops |
| Pelican Elementary School | 1724139 | My child is to young for the distance we live. |
| Pelican Elementary School | 1724141 | Violence or crime: don't trust anyone I don't know with my kids. |
| Pelican Elementary School | 1724142 | We live to far from school for any type of biking or walking |
| Pelican Elementary School | 1724143 | Answers to 13 & 14 would be N/A if was an option. |
| Pelican Elementary School | 1724150 | Weird survey for people not close to school - if we lived by school, yes the kids might walk or bike |
| Pelican Elementary School | 1724151 | A bike route for our children would include crossing a highway & bypass with busy traffic. |
| Pelican Elementary School | 1724157 | We live 6 miles away from the school & the main road to get the (County Rd C) is a 55mph road w/two lanes & no sidewalks or bike lanes. I don't think it is ever likely our child would walk or bike to school. |
| Pelican Elementary School | 1724160 | We live too far away |
| Pelican Elementary School | 1724166 | We are too far away to bike or walk to school. Plus it would be along Hwy |

| | | |
|---------------------------|---------|---|
| Pelican Elementary School | 1724167 | We live too far away for child to walk/ride bike. If we were closer, with less traffic from school would be allowed. |
| Pelican Elementary School | 1724168 | My child lives to far away school is off a country road |
| Pelican Elementary School | 1724171 | Depends on child. Some are more responsible than others. Traffic is another concern. Are parents home? are parents responsible? |
| Pelican Elementary School | 1724176 | We live out of town. Walking or biking is not feasible. |
| Pelican Elementary School | 1724180 | We are too far away to bike or walk to school. Plus it would be along hwy 17 |
| Pelican Elementary School | 1724183 | We live over 7 miles from the school. Too far to walk/bike. |
| Pelican Elementary School | 1724189 | We live too far from school for me to ever let my child walk or ride a bike. |
| Pelican Elementary School | 1724192 | Walking or biking is not an option because of shear distance. |
| Pelican Elementary School | 1724200 | We live too far from school for any type of biking or walking. |
| Pelican Elementary School | 1724212 | I'm very disappointed the school bus won't pick up/drop off at our home - even though we are a mile away from the nearest bus stop (which is on a highway). |
| Pelican Elementary School | 1724217 | I have seen the way a lot of motorists are using cell phones while driving and I do not trust that people will pay attention |
| Pelican Elementary School | 1724219 | Walking or biking on Hwy C would be too dangerous. |
| Pelican Elementary School | 1724232 | I'm very disappointed the school bus won't drop off at our home. Even though we are a mile away from the nearest bus stop (which is on a highway) |
| Pelican Elementary School | 1724234 | Survey is not designed well. Many people in our district commute because of the geological size of it. |
| Pelican Elementary School | 1724236 | We are too far away to bike or walk to school. Plus it would be along Hwy 17 |
| Pelican Elementary School | 1724237 | Hwy P is very busy, It's ashame that it prevents my child from walking to school. |
| Pelican Elementary School | 1724238 | My child isn't walking or biking to school. We live 15 miles away. We live out in sticks |
| Pelican Elementary School | 1724240 | Question 12 - not sure Question 13 - it would depend on weather Question 14 - obviously walking/biking is healthier than riding bus/getting ride. |
| Pelican Elementary School | 1724243 | I feel that the bus drop/pickup and parent drop pick up should be switched so there is no pedestrian cross walk especially when trying to drop off in am. |
| Pelican Elementary School | 1724244 | The road isn't wide enough for foot/bike traffic. There aren't any lights to cross at safely. I would not feel comfortable sending my kids alone. |