

# Parent Survey Report

for Woodside Elementary

November 2023

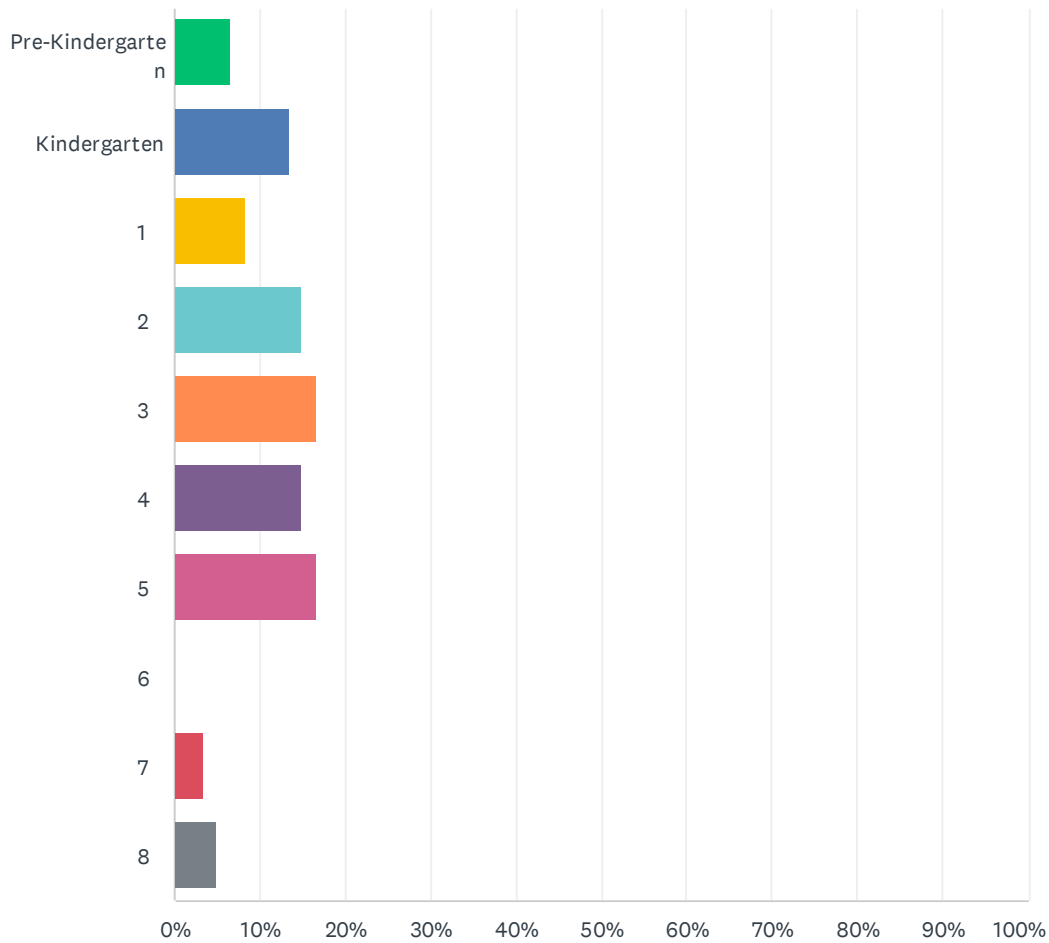
## Insights

TOTAL RESPONSES 60	COMPLETION RATE 92% <span>?</span>	TYPICAL TIME SPENT 2m:44s <span>?</span>
-----------------------	------------------------------------	--



# Q1 What is the grade of the child for whom you are completing this survey?

Answered: 60 Skipped: 0

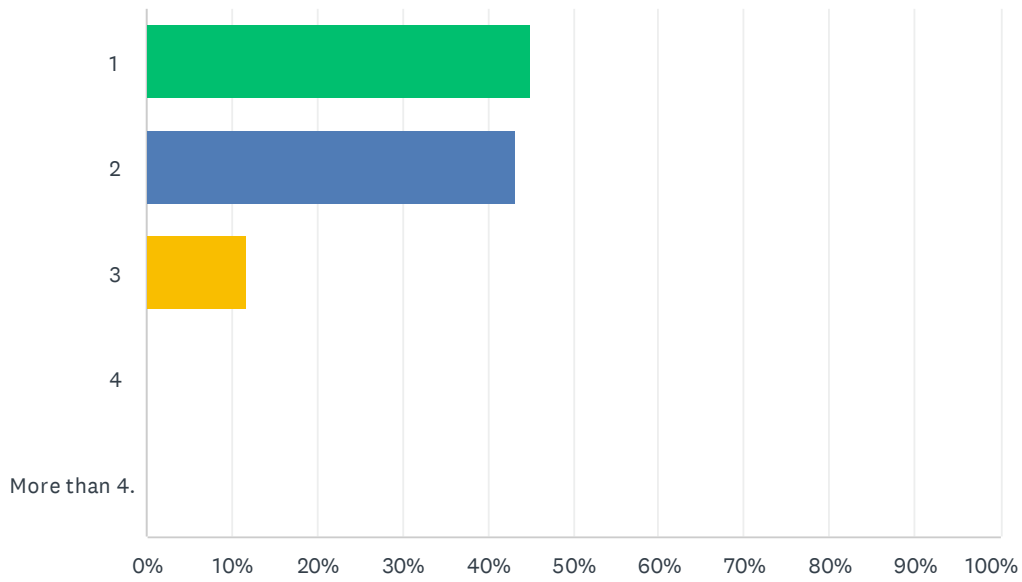


WR SRTS Parent Survey - Woodside Elementary

ANSWER CHOICES	RESPONSES	
Pre-Kindergarten	6.67%	4
Kindergarten	13.33%	8
1	8.33%	5
2	15.00%	9
3	16.67%	10
4	15.00%	9
5	16.67%	10
6	0.00%	0
7	3.33%	2
8	5.00%	3
TOTAL	60	

## Q2 How many children do you have at this school?

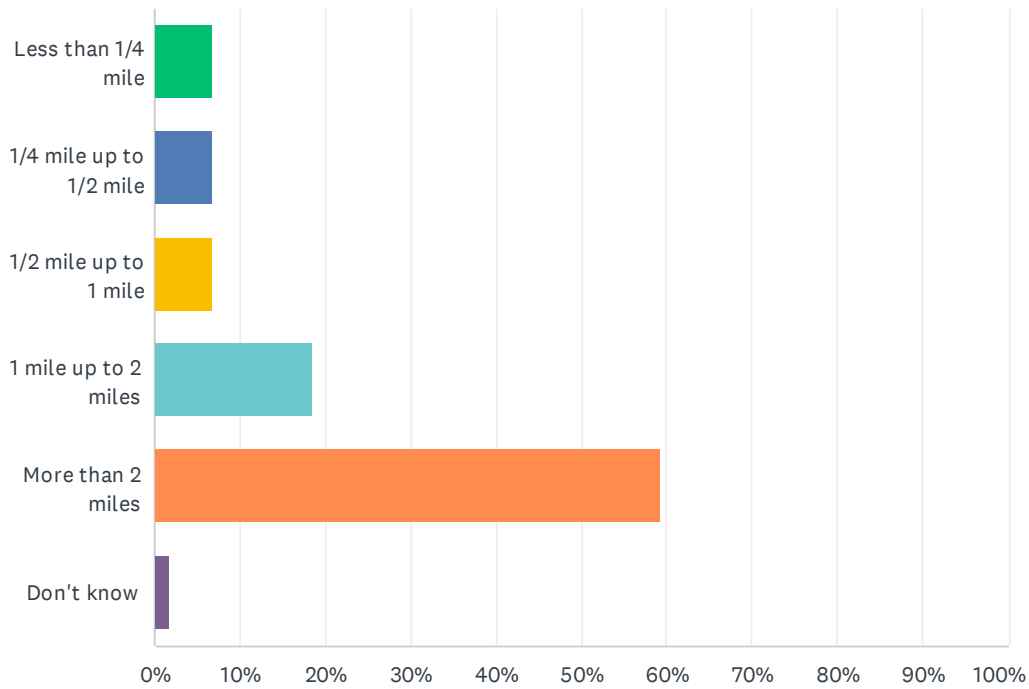
Answered: 60 Skipped: 0



ANSWER CHOICES	RESPONSES	
1	45.00%	27
2	43.33%	26
3	11.67%	7
4	0.00%	0
More than 4.	0.00%	0
<b>TOTAL</b>		<b>60</b>

### Q3 How far does your child live from school?

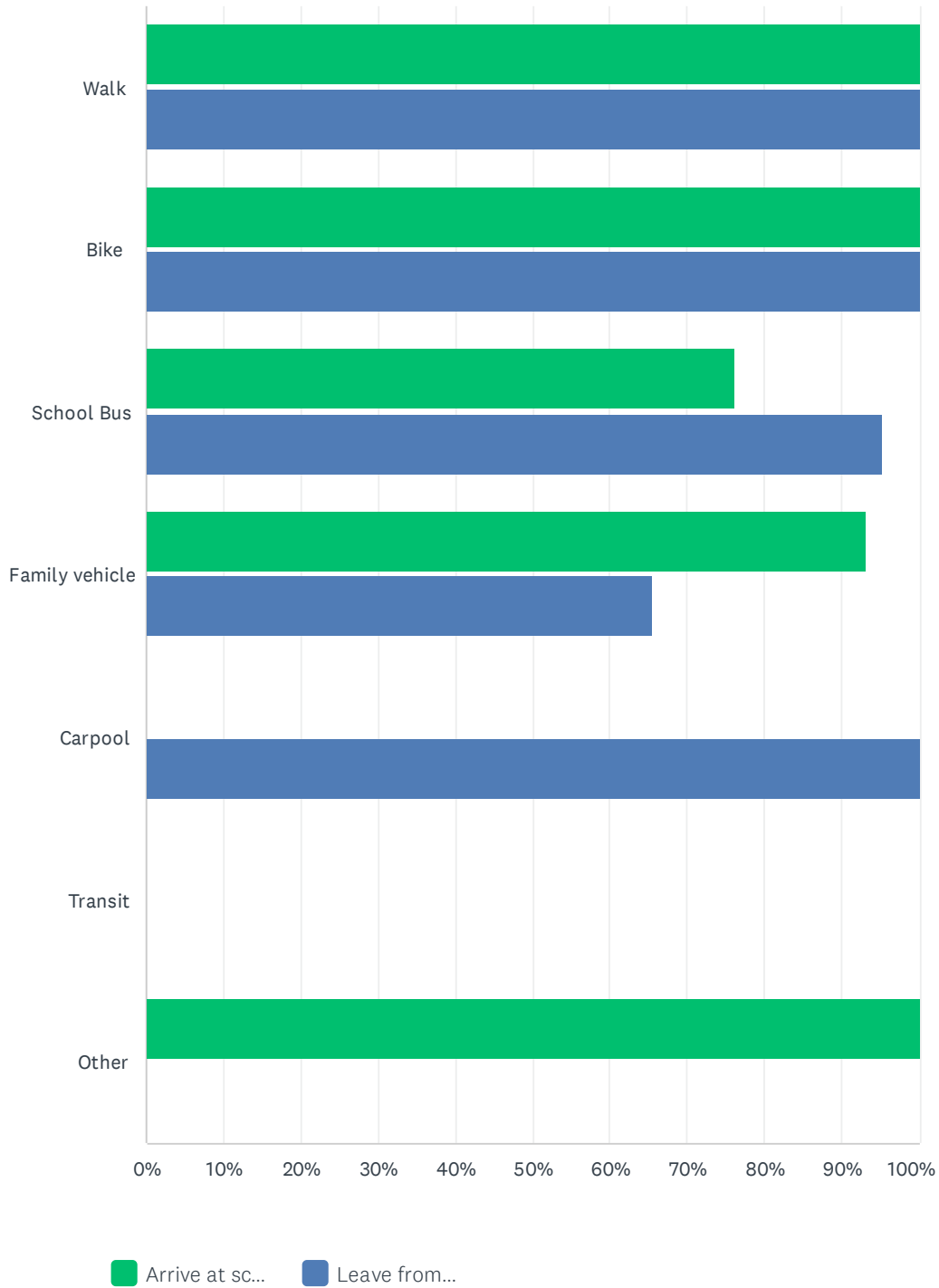
Answered: 59 Skipped: 1



ANSWER CHOICES	RESPONSES
Less than 1/4 mile	6.78% 4
1/4 mile up to 1/2 mile	6.78% 4
1/2 mile up to 1 mile	6.78% 4
1 mile up to 2 miles	18.64% 11
More than 2 miles	59.32% 35
Don't know	1.69% 1
<b>TOTAL</b>	<b>59</b>

### Q4 On most days, how does your child arrive at and leave from school?

Answered: 60 Skipped: 0

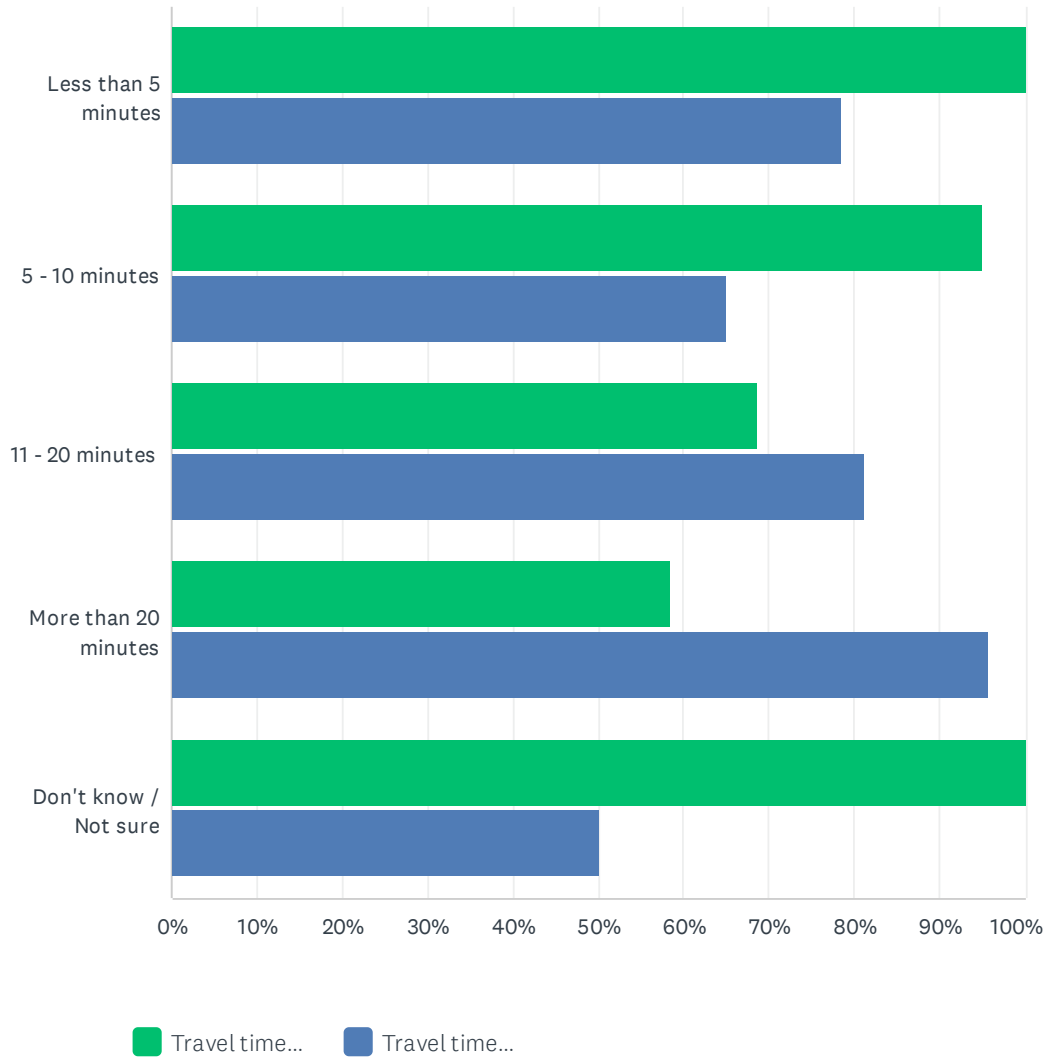


WR SRTS Parent Survey - Woodside Elementary

	ARRIVE AT SCHOOL	LEAVE FROM SCHOOL	TOTAL RESPONDENTS
Walk	100.00% 1	100.00% 1	1
Bike	100.00% 1	100.00% 1	1
School Bus	76.19% 32	95.24% 40	42
Family vehicle	93.10% 27	65.52% 19	29
Carpool	0.00% 0	100.00% 1	1
Transit	0.00% 0	0.00% 0	0
Other	100.00% 1	0.00% 0	1

### Q5 How long does it normally take your child to get to/from school?

Answered: 60 Skipped: 0

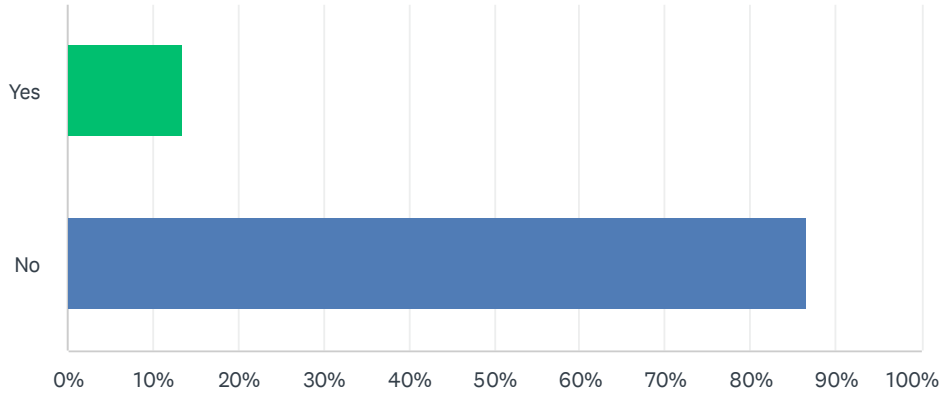


	TRAVEL TIME TO SCHOOL	TRAVEL TIME FROM SCHOOL	TOTAL RESPONDENTS
Less than 5 minutes	100.00% 14	78.57% 11	14
5 - 10 minutes	95.00% 19	65.00% 13	20
11 - 20 minutes	68.75% 11	81.25% 13	16
More than 20 minutes	58.33% 14	95.83% 23	24
Don't know / Not sure	100.00% 2	50.00% 1	2



## Q6 Has your child asked you for permission to walk or bike to/from school in the last year?

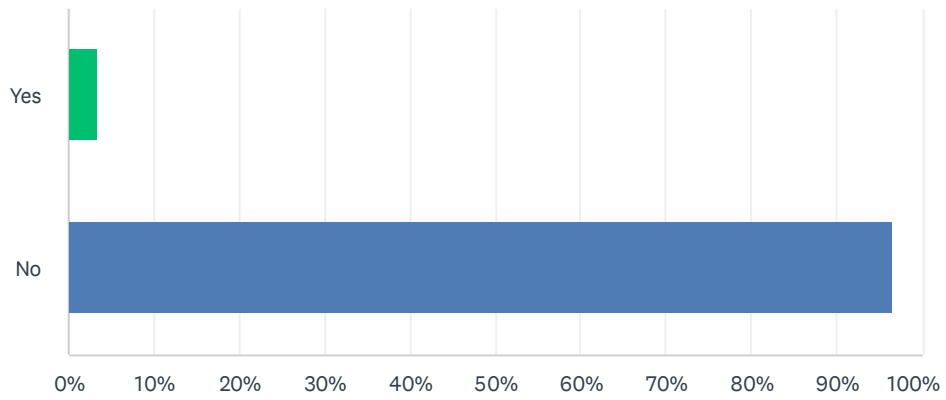
Answered: 60 Skipped: 0



ANSWER CHOICES	RESPONSES	
Yes	13.33%	8
No	86.67%	52
TOTAL		60

## Q7 My child already walks or bikes to/from school.

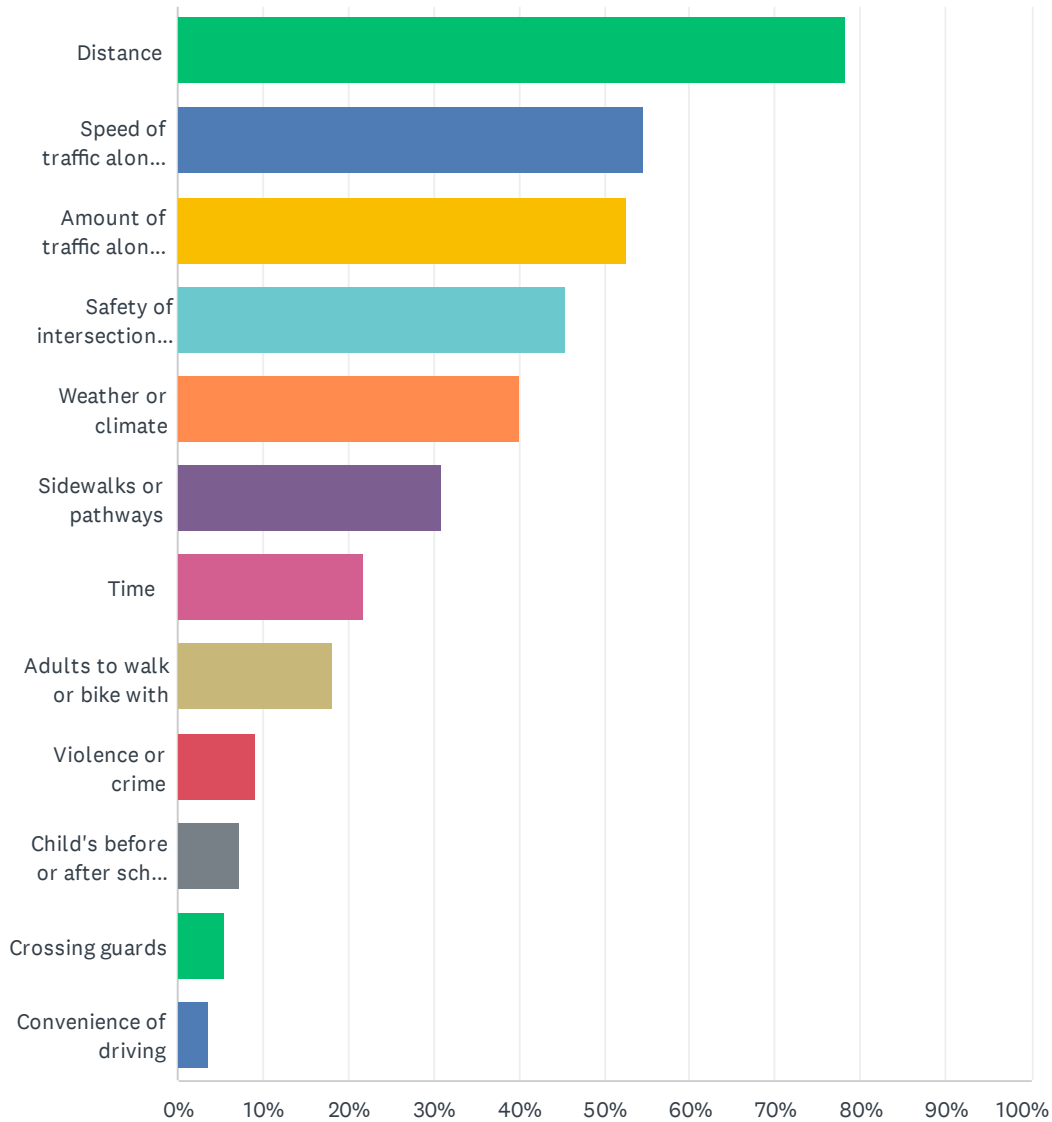
Answered: 60 Skipped: 0



ANSWER CHOICES	RESPONSES	
Yes	3.33%	2
No	96.67%	58
<b>TOTAL</b>		<b>60</b>

### Q8 Which of the following issues affected your decision to NOT allow your child to walk or bike to/from school? (Select ALL that apply.)

Answered: 55 Skipped: 5

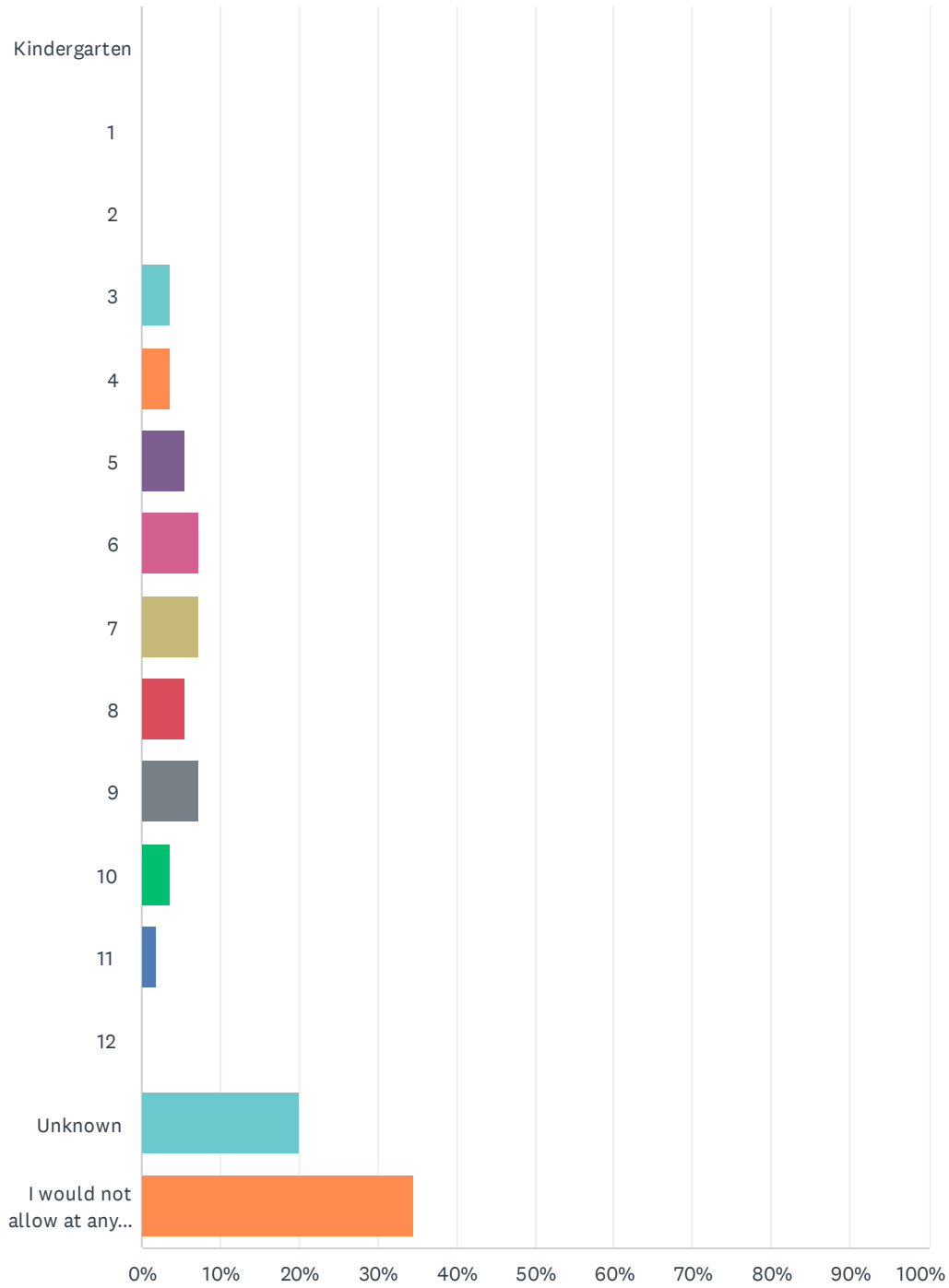


WR SRTS Parent Survey - Woodside Elementary

ANSWER CHOICES	RESPONSES	
Distance	78.18%	43
Speed of traffic along route	54.55%	30
Amount of traffic along route	52.73%	29
Safety of intersections and crossings	45.45%	25
Weather or climate	40.00%	22
Sidewalks or pathways	30.91%	17
Time	21.82%	12
Adults to walk or bike with	18.18%	10
Violence or crime	9.09%	5
Child's before or after school activities	7.27%	4
Crossing guards	5.45%	3
Convenience of driving	3.64%	2
Total Respondents: 55		

# Q9 At what grade would you allow your child to walk or bike to/from school alone?

Answered: 55 Skipped: 5



WR SRTS Parent Survey - Woodside Elementary

ANSWER CHOICES	RESPONSES	
Kindergarten	0.00%	0
1	0.00%	0
2	0.00%	0
3	3.64%	2
4	3.64%	2
5	5.45%	3
6	7.27%	4
7	7.27%	4
8	5.45%	3
9	7.27%	4
10	3.64%	2
11	1.82%	1
12	0.00%	0
Unknown	20.00%	11
I would not allow at any grade.	34.55%	19
<b>TOTAL</b>		<b>55</b>

#	(OPTIONAL) COMMENTS?	DATE
	There are no responses.	

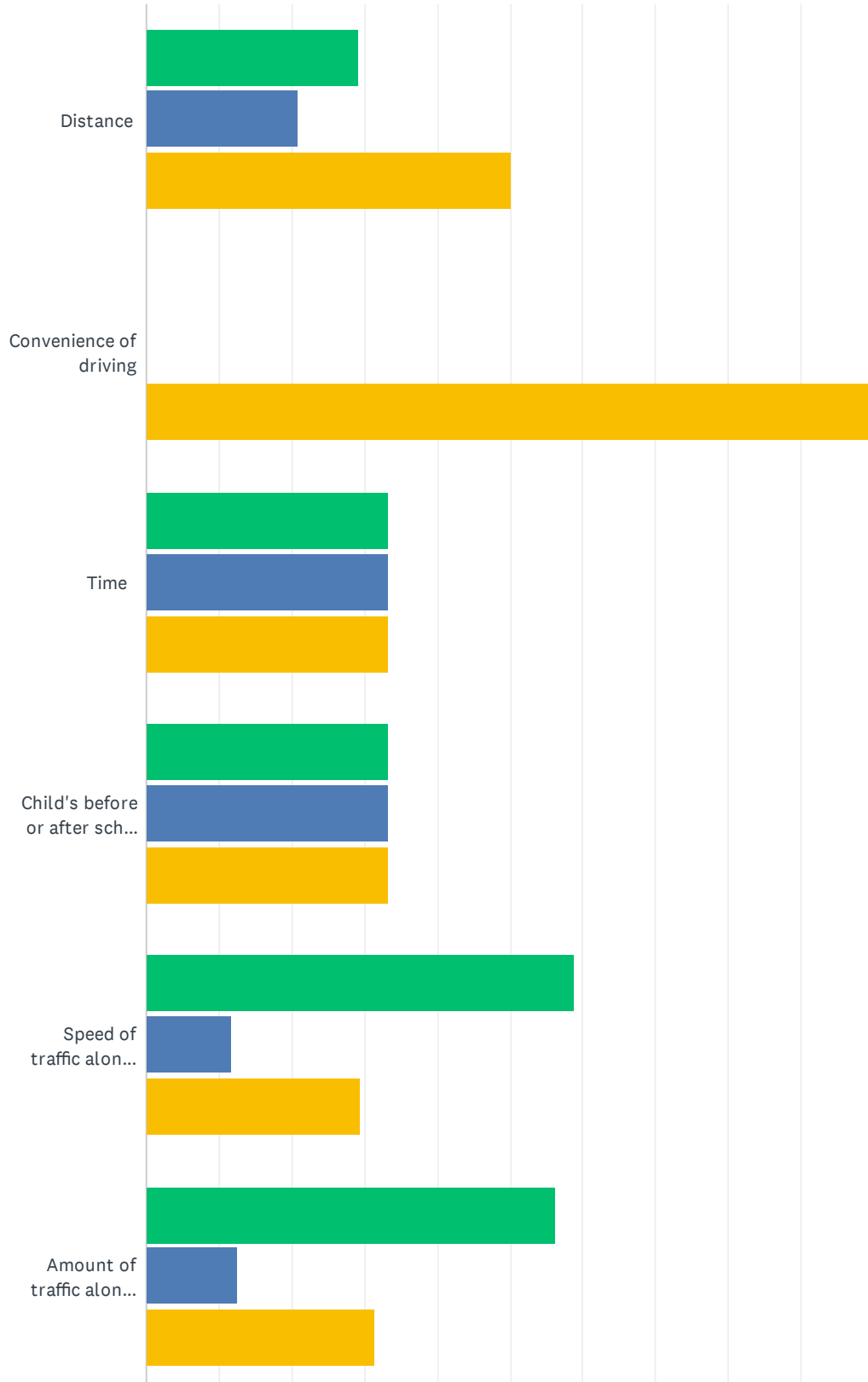
## Q10 Why do you not feel comfortable allowing your child to walk or bike at any grade?

Answered: 17 Skipped: 43

#	RESPONSES	DATE
1	Because we live to far away from Woodside and bus stop location in on Airport the road is too busy	12/4/2023 10:30 PM
2	Distance	12/1/2023 8:18 AM
3	For their saftey	11/30/2023 7:18 PM
4	too great a distance and too many bad people in this world - it is just not safe	11/30/2023 12:03 PM
5	Special Needs	11/30/2023 7:39 AM
6	To far	11/30/2023 6:22 AM
7	Our road is far too busy with no sidewalks or shoulder to ride on. Distance is a factor too	11/30/2023 2:17 AM
8	Traffic, to far from WRAMS, kidnapping, people driving not paying attention	11/29/2023 8:08 PM
9	Too far away	11/29/2023 5:38 PM
10	We live 10 miles away	11/29/2023 5:29 PM
11	My child would have to cross a bridge with no sidewalk with traffic going speeds of 45-60mph	11/29/2023 5:17 PM
12	Currently live 20 minutes via car from the school	11/29/2023 5:08 PM
13	We live almost 4 miles from school. The roads are very busy and cars travel 50mph+.	11/28/2023 10:35 AM
14	Distance	11/22/2023 8:27 AM
15	Too far and along busy roads.	11/1/2023 6:01 PM
16	See Question 8	10/31/2023 10:22 AM
17	At any school she would go to she would have to bike down Griffith. I feel it is not set up well for bikers/pedestrians, especially with the early morning traffic.	10/30/2023 1:06 AM

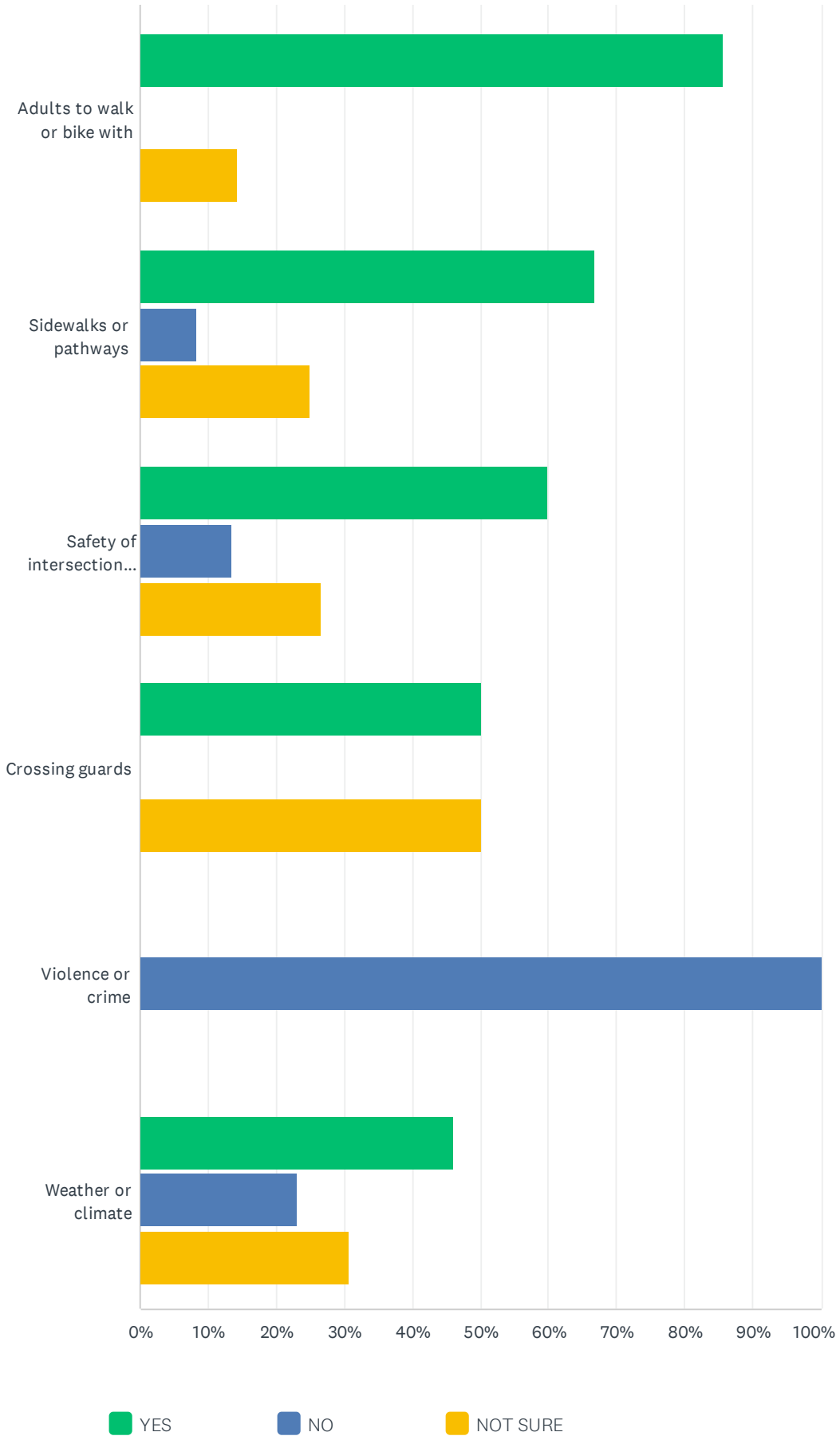
# Q11 Would you probably let your child walk or bike to/from school if this problem were changed or improved?

Answered: 35 Skipped: 25





# WR SRTS Parent Survey - Woodside Elementary

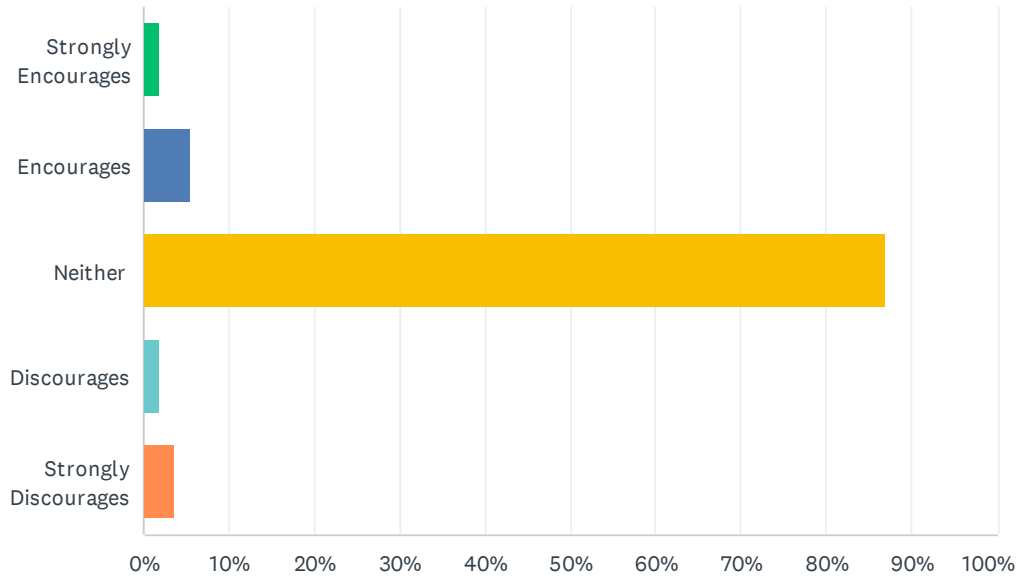


WR SRTS Parent Survey - Woodside Elementary

	YES	NO	NOT SURE	TOTAL
Distance	29.17% 7	20.83% 5	50.00% 12	24
Convenience of driving	0.00% 0	0.00% 0	100.00% 1	1
Time	33.33% 2	33.33% 2	33.33% 2	6
Child's before or after school activities	33.33% 1	33.33% 1	33.33% 1	3
Speed of traffic along route	58.82% 10	11.76% 2	29.41% 5	17
Amount of traffic along route	56.25% 9	12.50% 2	31.25% 5	16
Adults to walk or bike with	85.71% 6	0.00% 0	14.29% 1	7
Sidewalks or pathways	66.67% 8	8.33% 1	25.00% 3	12
Safety of intersections and crossings	60.00% 9	13.33% 2	26.67% 4	15
Crossing guards	50.00% 1	0.00% 0	50.00% 1	2
Violence or crime	0.00% 0	100.00% 1	0.00% 0	1
Weather or climate	46.15% 6	23.08% 3	30.77% 4	13

### Q12 In your opinion, how much does your child's school encourage or discourage walking and biking to/from school?

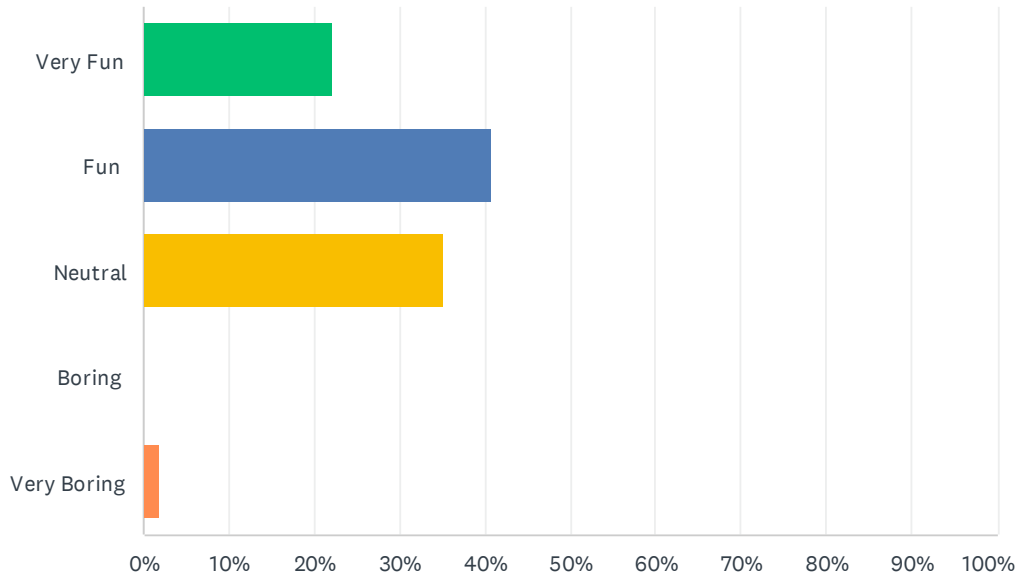
Answered: 54 Skipped: 6



ANSWER CHOICES	RESPONSES	
Strongly Encourages	1.85%	1
Encourages	5.56%	3
Neither	87.04%	47
Discourages	1.85%	1
Strongly Discourages	3.70%	2
<b>TOTAL</b>		<b>54</b>

### Q13 How much fun is walking or biking for your child?

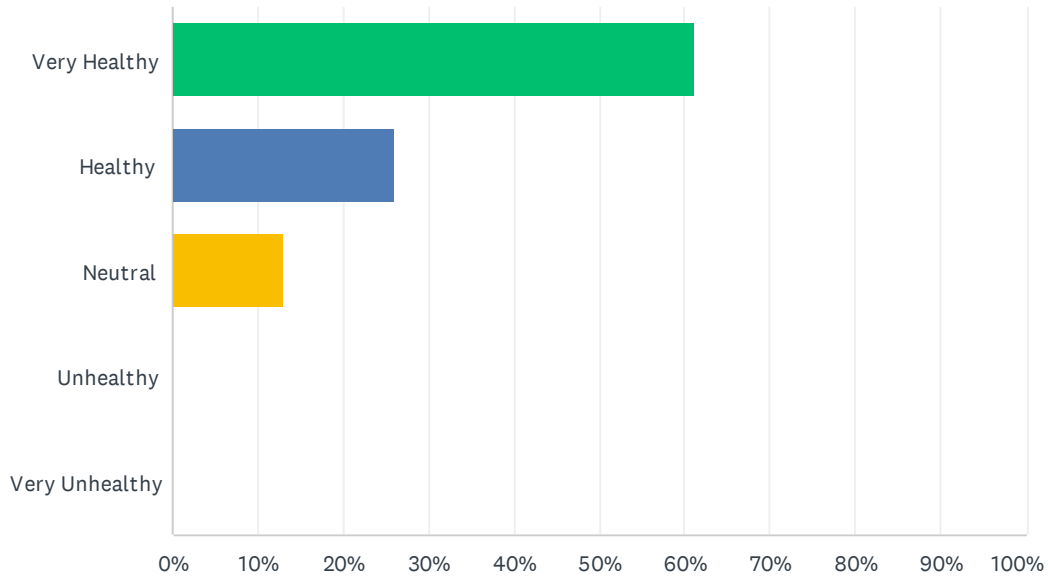
Answered: 54 Skipped: 6



ANSWER CHOICES	RESPONSES	
Very Fun	22.22%	12
Fun	40.74%	22
Neutral	35.19%	19
Boring	0.00%	0
Very Boring	1.85%	1
<b>TOTAL</b>		<b>54</b>

## Q14 How healthy is walking or biking for your child?

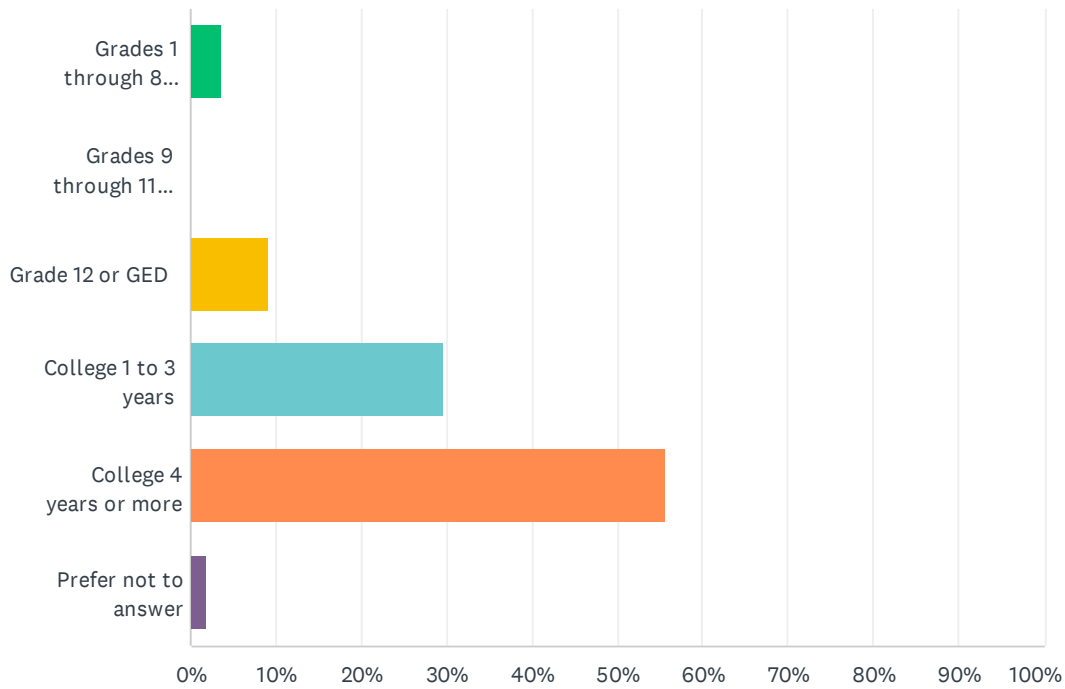
Answered: 54 Skipped: 6



ANSWER CHOICES	RESPONSES	
Very Healthy	61.11%	33
Healthy	25.93%	14
Neutral	12.96%	7
Unhealthy	0.00%	0
Very Unhealthy	0.00%	0
<b>TOTAL</b>		<b>54</b>

### Q15 What is the highest grade or year of school you completed?

Answered: 54 Skipped: 6



ANSWER CHOICES	RESPONSES	
Grades 1 through 8 (Elementary)	3.70%	2
Grades 9 through 11 (Some high school)	0.00%	0
Grade 12 or GED	9.26%	5
College 1 to 3 years	29.63%	16
College 4 years or more	55.56%	30
Prefer not to answer	1.85%	1
<b>TOTAL</b>		<b>54</b>

## Q16 Please provide any additional comments below:

Answered: 8 Skipped: 52

#	RESPONSES	DATE
1	Es imposible que mi hijo camine o lleve su bicicleta por hwy Z que los carros corren a alta velocidad y por proteger a mi hijo no lo dejaría caminar y menos en el invierno.	12/5/2023 12:51 AM
2	We live too far away to allow for walking or biking to and from school. The boys ask to be picked up because it takes them so long to get home from school.	11/30/2023 10:42 AM
3	The entire a commute to school in the city is extremely vehicle based. This is more car friendly city than it is pedestrian and at Woodside they don't allow the walkers to leave until after the cars leave which is also a deterrent.	11/29/2023 6:34 PM
4	It would take my kids 20 minutes minimum to bike to school and they would have to bike on and cross Griffith (Or bike on the highway). Unfortunately these busy roads don't have sidewalks or bike lanes making completely unsafe to bike to school unless they had adult supervision each day.	11/29/2023 5:55 PM
5	We do not live in town. It takes roughly 10 minutes for me to drive to school crossing a bridge with no sidewalk and cars going high speeds. Multiple car accidents have happened in the path to the school. Not a safe route for a child to walk or ride	11/29/2023 5:19 PM
6	This survey is irrelevant due to the distance from our home to school - roughly 8 miles apart. It takes 20 minutes via car to get from home to school we are far east side of town and school is on the west side	11/29/2023 5:12 PM
7	My son is in 5th grade and we don't live far from his school. I would absolutely love for him to be able to walk or bike to school, but unfortunately the traffic congestion in the mornings/afternoons at his school makes me very nervous. If this congestion was more streamlined and more patrols were on his walking/biking path to/from school, I would love for him to be able to do something I loved doing as a kid (walking/biking to school). Maybe during the warmer months there could be a walking bus could be piloted?	11/29/2023 5:06 PM
8	The distance between school and home is too far to walk, but biking is within range. The problems are: My child doesn't reliably check for traffic before turning onto a street, so an adult would have to accompany, and no adult in our family is available; and there are no designated biking paths or sidewalks along the way. Sometimes we bike to the school together on a weekend or summer day, just for fun! Now that the new playground is open, I expect we'll do that more often when the weather is nice. :)	11/25/2023 1:54 PM