

## 2024 Portage County Parks and Trails Survey Results Summary

---

In the spring of 2024, this survey was sent out for customer feedback. Portage County Parks installed survey advertisement posters in all Portage County parks and some high use boat launches. Portage County Parks also advertised the survey on the Portage County Parks' Facebook page and the County homepage. All towns and rural villages countywide were mailed 3 posters by NCWRPC to place wherever they saw fit. Local government officials were emailed and encouraged to take the survey themselves too. Stevens Point and Plover both prominently placed the survey link on their websites or social media. NCWRPC also emailed a list of outdoor recreation contacts provided by Portage County Parks.

Posters were in County Parks by Memorial Day weekend, and removed July 1<sup>st</sup> – available for 5 weeks. All of the survey links remained open for a total of 8 weeks, and 20 additional responses were received after the listed deadline of June 30th.

We received **182 responses** to the survey. Although not statistically significant of the whole population, this survey does provide a much deeper understanding of the wants and needs for outdoor recreation than a public hearing, so the results are very valuable. Respondents were allowed to skip questions, so several questions had smaller response groups. 65% of respondents who began the survey also finished the survey. This is a low completion rate that appears to be the result of 2 questions not skipping respondents ahead a bunch of questions that didn't apply to them, thus irritating people.

Answered: 118 Skipped: 64

About 86% of respondents live or own a seasonal dwelling in Portage County, and 14% do not. Most municipalities (19 of 28) were represented with about 32% coming from Stevens Point, about 13% from Plover, and 4% from Park Ridge.

Answered: 117 Skipped: 65

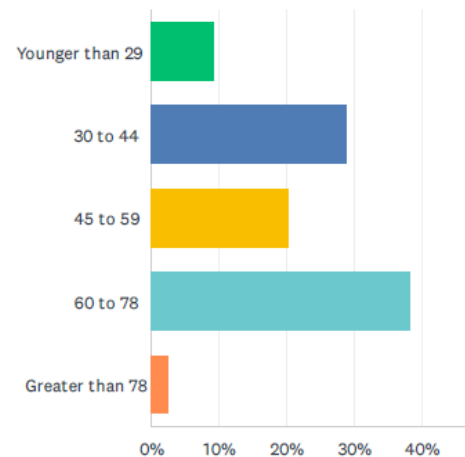
About 38% of respondents were male, and about 59% were female, with 2.5% preferring not to answer.

Answered: 117 Skipped: 65

Respondents came from all age groups, with a strong showing of at least 20% in the 30 to 44 (Millennials), 45 to 59 (Gen X), and 60 to 78 (Baby Boomers) groups.

Through an IP address analysis of who took the survey it appears that 8 IP addresses are duplicated, which could mean that a husband and wife both took the survey. 4 of these duplicate IP addresses did not complete over half the survey, which appears to be people giving up some way through the survey and then taking it again and finishing the survey.

All of those duplicate IP addresses did not have the same answers, so it appears that nobody “stuffed the ballot box.”



**For the full survey results (127 pages) and written comments go online here:**

<https://www.ncwrpc.org/portage-county-outdoor-recreation-plan-2025-2029/>

**Key Findings of the ORP Survey**

**Q1. Which recreational activities did you participate in during 2023?**

*Answered: 182 Skipped: 0*

- |                               |                  |
|-------------------------------|------------------|
| 1. Walking / Hiking           | 75% of responses |
| 2. Events / Festivals / Fairs | 59% of responses |
| 3. Gardening                  | 51% of responses |
| 4. Bicycling                  | 51% of responses |
| 5. Swimming                   | 47% of responses |

**Q2. What potential outdoor recreational opportunities should be developed in Portage County?**

*Answered: 83 Skipped: 99*

**1. Swimming improvements                      24 total responses**

- |   |             |
|---|-------------|
| a. Improve swimming area at Collins Park      | 7 responses |
| b. Waterpark                                  | 5 responses |
| c. Swimming beaches                           | 5 responses |
| d. Splash Pad                                 | 4 responses |
| e. Clean swimming areas of aquatic vegetation | 3 responses |

**2. Bicycling improvements                      21 total responses**

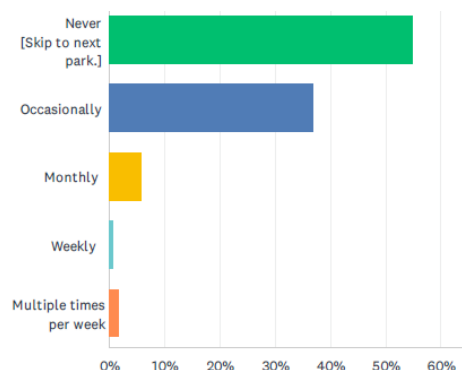
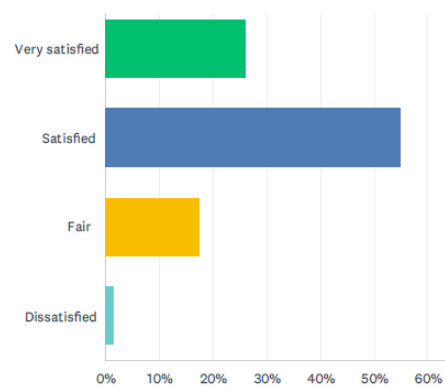
- |   |             |
|---|-------------|
| a. Bike trails  | 5 responses |
| b. Countywide protected bike trails or routes on safe roads | 5 responses |
| c. Rural community connections by bike                      | 3 responses |
| d. Mountain bike trails                                     | 8 responses |
| a. ...with jumps and ramps                                  |             |
| b. ...skills course   |             |

**3. Walking / Hiking trails                      13 responses**

**4. Pickleball                                      10 responses**

**5. Expand camping                            7 responses**

**6. ATV / UTV routes / trails                      6 responses**

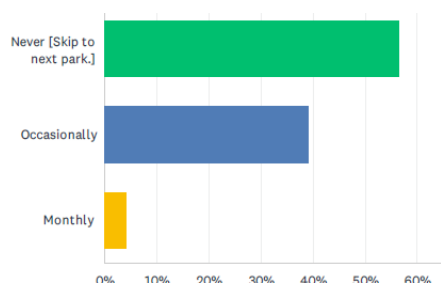
**Q3. How often do you use Lake Emily Park or Campground?***Answered: 176 Skipped: 6***Q4. Rate your overall satisfaction with Lake Emily Park:***Answered: 69 Skipped: 113***Q5. For your most recent visit, please rate the following amenities at Lake Emily Park:***Answered: 62 Skipped: 120*

	NOT APPLICABLE / UNSURE	POOR	FAIR	GREAT	TOTAL
Grounds and trail maintenance	21.31% 13	1.64% 1	36.07% 22	40.98% 25	61
Facility maintenance	16.13% 10	1.61% 1	41.94% 26	40.32% 25	62
Signage and maps on/for the property	21.67% 13	3.33% 2	41.67% 25	33.33% 20	60
County employee customer service	54.10% 33	3.28% 2	9.84% 6	32.79% 20	61
West Lodge (near ball diamond)	63.79% 37	0.00% 0	6.90% 4	29.31% 17	58
East Lodge (near boat landing)	70.69% 41	0.00% 0	8.62% 5	20.69% 12	58
Lodge Reservation Process	60.34% 35	1.72% 1	13.79% 8	24.14% 14	58

**Q6. Any other comments about Lake Emily Park?****Note: 19 respondents also commented about Lake Emily Park.**

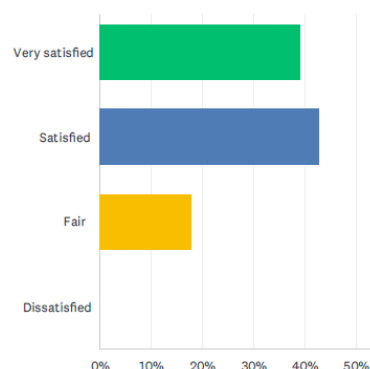
### Q7. How often do you use Lake Emily Park Campground?

Answered: 69 Skipped: 113



### Q8. Rate your overall satisfaction with Lake Emily Park Campground:

Answered: 28 Skipped: 154



### Q9. For your most recent visit to Lake Emily Park Campground, how many nights did you camp?

Answered: 26 Skipped: 156

- 1 to 3 nights (20 responses)
- 4 to 7 nights (1 response)
- 8 or more nights (2 responses)

### Q10. How many times a year do you camp at Lake Emily Park Campground?

Answered: 26 Skipped: 156

- Once (13 responses)
- Twice (5 responses)
- 3 times (4 responses)
- More than 3 times (1 response)

### Q11. Rate your satisfaction with the following amenities at Lake Emily Park Campground:

Answered: 28 Skipped: 154

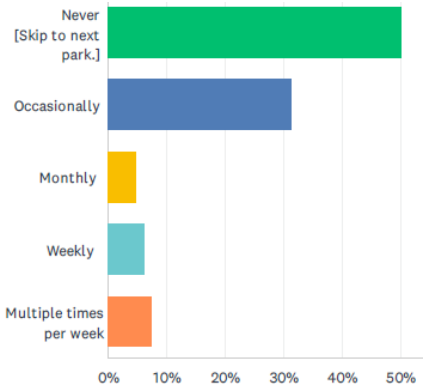
	NOT APPLICABLE / UNSURE.	POOR	OK	GREAT	TOTAL
Picnic tables & fire rings at campsites	17.86% 5	3.57% 1	35.71% 10	42.86% 12	28
Trailer Sanitary Dump Station	37.04% 10	3.70% 1	44.44% 12	14.81% 4	27
Firewood availability	21.43% 6	0.00% 0	53.57% 15	25.00% 7	28
Registration process	19.23% 5	7.69% 2	34.62% 9	38.46% 10	26
Campsite fees	18.52% 5	3.70% 1	48.15% 13	29.63% 8	27

### Q12. Any other comments about Lake Emily Park Campground?

**Note: 6 respondents also commented about Lake Emily Park Campground.**

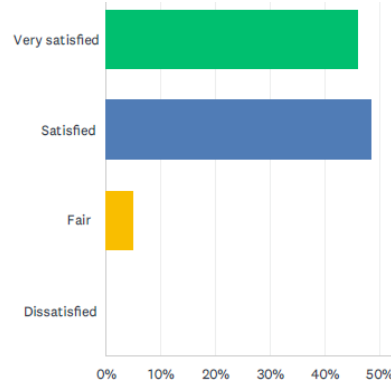
**Q13. How often do you use Standing Rocks Park?**

Answered: 163 Skipped: 19



**Q14. Rate your overall satisfaction with Standing Rocks Park:**

Answered: 78 Skipped: 104



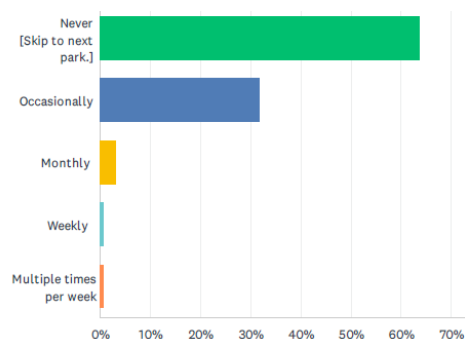
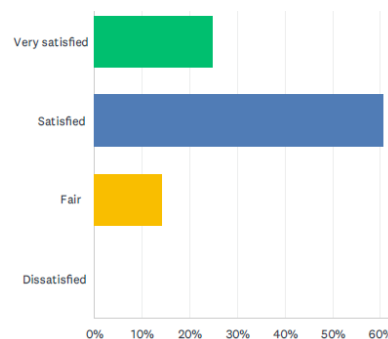
**Q15. For your most recent visit, please rate the following amenities at Standing Rocks Park:**

Answered: 73 Skipped: 109

	NOT APPLICABLE / UNSURE	POOR	FAIR	GREAT	TOTAL
Grounds and trail maintenance	8.33% 6	0.00% 0	20.83% 15	70.83% 51	72
Facility maintenance	18.31% 13	0.00% 0	16.90% 12	64.79% 46	71
Signage and maps on/for the property	13.70% 10	4.11% 3	42.47% 31	39.73% 29	73
County employee customer service	52.78% 38	2.78% 2	9.72% 7	34.72% 25	72
Standing Rocks Lodge	35.62% 26	2.74% 2	19.18% 14	42.47% 31	73
Dog Exercise Area	59.15% 42	1.41% 1	8.45% 6	30.99% 22	71
Mountain Biking Trails	60.87% 42	0.00% 0	7.25% 5	31.88% 22	69
Disk Golf	71.43% 50	0.00% 0	4.29% 3	24.29% 17	70
Archery Range	97.14% 68	0.00% 0	2.86% 2	0.00% 0	70
Boat Launch	94.29% 66	0.00% 0	5.71% 4	0.00% 0	70
Snowshoe Trails	77.94% 53	0.00% 0	10.29% 7	11.76% 8	68
Downhill Skiing	79.71% 55	0.00% 0	15.94% 11	4.35% 3	69
Cross-Country Ski Trails	63.77% 44	0.00% 0	13.04% 9	23.19% 16	69

**Q16. Any other comments about Standing Rocks Park?**

**Note: 26 respondents also commented about Standing Rocks Park.**

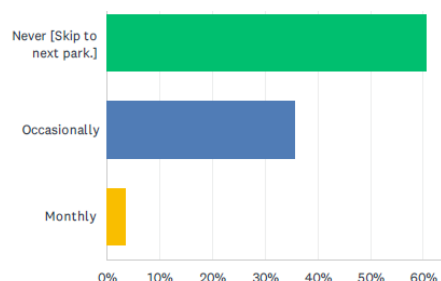
**Q17. How often do you use Jordan Park or Campground?***Answered: 157 Skipped: 25***Q18. Rate your overall satisfaction with Jordan Park:***Answered: 56 Skipped: 126***Q19. For your most recent visit, please rate the following amenities at Jordan Park:***Answered: 52 Skipped: 130*

	NOT APPLICABLE / UNSURE	POOR	FAIR	GREAT	TOTAL
Grounds and trail maintenance	17.31% 9	1.92% 1	42.31% 22	38.46% 20	52
Facility maintenance	16.33% 8	2.04% 1	34.69% 17	46.94% 23	49
Signage and maps on/for the property	32.65% 16	6.12% 3	34.69% 17	26.53% 13	49
County employee customer service	55.10% 27	2.04% 1	6.12% 3	36.73% 18	49
West Lodge	59.57% 28	0.00% 0	6.38% 3	34.04% 16	47
East Lodge	68.09% 32	0.00% 0	6.38% 3	25.53% 12	47
Lodge Reservation Process	61.70% 29	6.38% 3	10.64% 5	21.28% 10	47
Nature Center	56.25% 27	2.08% 1	20.83% 10	20.83% 10	48

**Q20. Any other comments about Jordan Park?****Note: 17 respondents also commented about Jordan Park.**

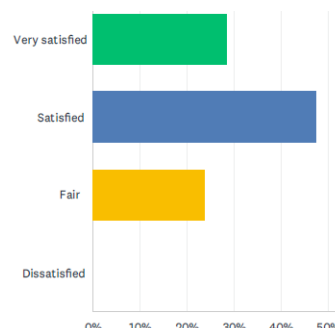
### Q21. How often do you use Jordan Park Campground?

Answered: 56 Skipped: 126



### Q22. Rate your overall satisfaction with Jordan Park Campground:

Answered: 21 Skipped: 161



### Q23. For your most recent visit to Jordan Park Campground, how many nights did you camp?

Answered: 13 Skipped: 169

- 1 to 3 nights (10 responses)

### Q24. How many times a year do you camp at Jordan Park Campground?

Answered: 14 Skipped: 168

- Once (7 responses)
- Twice (2 responses)
- More than 3 times (1 response)

### Q25. Rate your satisfaction with the following amenities at Jordan Park Campground:

Answered: 14 Skipped: 168

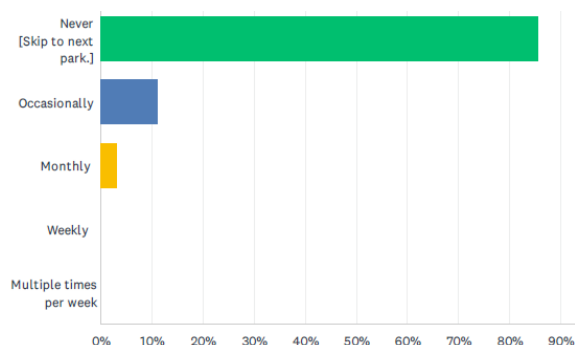
	NOT APPLICABLE / UNSURE.	POOR	OK	GREAT	TOTAL
Canoe Campsites	28.57% 4	0.00% 0	21.43% 3	50.00% 7	14
Off-Water Campsites	28.57% 4	0.00% 0	42.86% 6	28.57% 4	14
Picnic tables & fire rings at campsites	14.29% 2	0.00% 0	57.14% 8	28.57% 4	14
Firewood availability	21.43% 3	0.00% 0	50.00% 7	28.57% 4	14
Registration process	15.38% 2	0.00% 0	38.46% 5	46.15% 6	13
Campsite fees	15.38% 2	0.00% 0	61.54% 8	23.08% 3	13

### Q26. Any other comments about Jordan Park Campground?

**Note: 4 respondents also commented about Jordan Park Campground.**

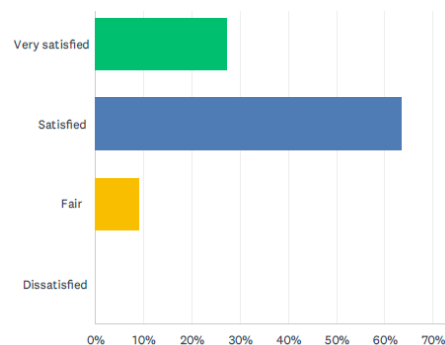
**Q27. How often do you use DuBay Park or Campground?**

Answered: 154 Skipped: 28



**Q28. Rate your overall satisfaction with DuBay Park:**

Answered: 22 Skipped: 160



**Q29. For your most recent visit, please rate the following amenities at DuBay Park:**

Answered: 21 Skipped: 161

	NOT APPLICABLE / UNSURE	POOR	FAIR	GREAT	TOTAL
Grounds and trail maintenance	23.81% 5	0.00% 0	38.10% 8	38.10% 8	21
Facility maintenance	23.81% 5	0.00% 0	42.86% 9	33.33% 7	21
Signage and maps on/for the property	23.81% 5	0.00% 0	42.86% 9	33.33% 7	21
County employee customer service	57.14% 12	0.00% 0	9.52% 2	33.33% 7	21

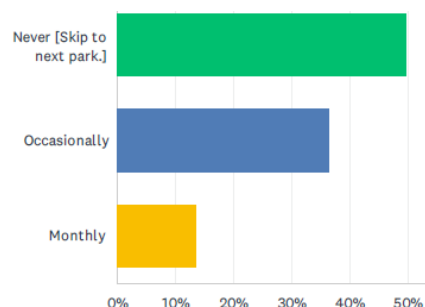
**Q30. Any other comments about DuBay Park?**

**Note: 9 respondents also commented about DuBay Park.**



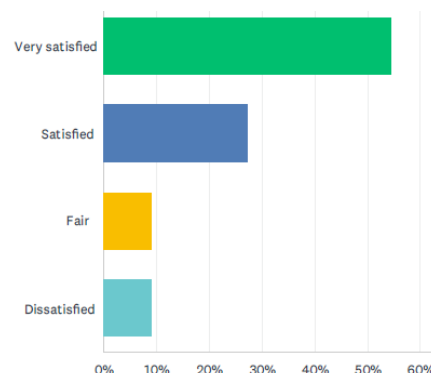
### Q31. How often do you use DuBay Park Campground?

Answered: 22 Skipped: 160



### Q32. Rate your overall satisfaction with DuBay Park Campground:

Answered: 11 Skipped: 171



### Q33. For your most recent visit to DuBay Park Campground, how many nights did you camp?

Answered: 11 Skipped: 171

- 1 to 3 nights (2 responses)
- 4 to 7 nights (4 responses)
- 8 or more nights (2 responses)

### Q34. How many times a year do you camp at DuBay Park Campground?

Answered: 10 Skipped: 172

- Once (5 responses)
- 5 or 6 times (3 responses)

### Q35. Rate your satisfaction with the following amenities at DuBay Park Campground:

Answered: 9 Skipped: 173

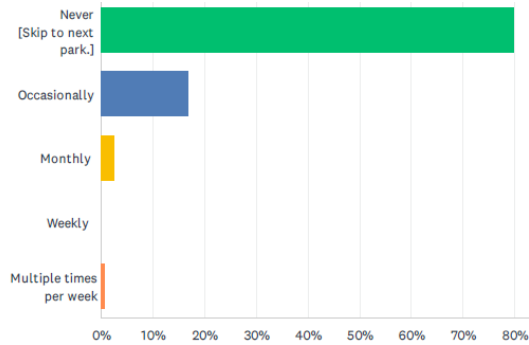
	NOT APPLICABLE / UNSURE.	POOR	OK	GREAT	TOTAL
Picnic tables & fire rings at campsites	22.22% 2	0.00% 0	44.44% 4	33.33% 3	9
Firewood availability	11.11% 1	0.00% 0	22.22% 2	66.67% 6	9
Registration process	11.11% 1	11.11% 1	22.22% 2	55.56% 5	9
Campsite fees	12.50% 1	0.00% 0	25.00% 2	62.50% 5	8

### Q36. Any other comments about DuBay Park Campground?

**Note: 5 respondents also commented about Jordan Park Campground.**

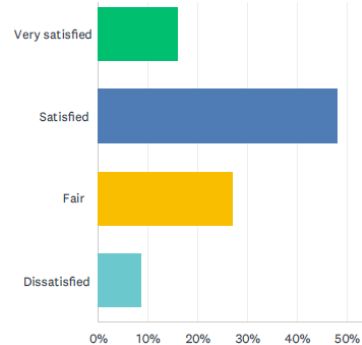
**Q37. How often do you use Collins Park or Campground?**

Answered: 154 Skipped: 28



**Q38. Rate your overall satisfaction with Collins Park:**

Answered: 137 Skipped: 45



**Q39. For your most recent visit, please rate the following amenities at Collins Park:**

Answered: 109 Skipped: 73

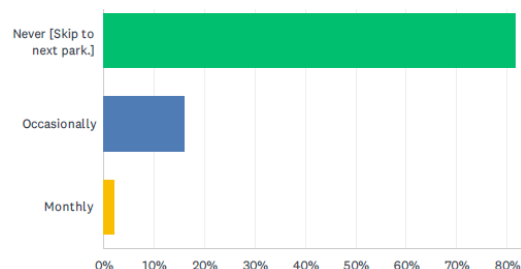
	NOT APPLICABLE / UNSURE	POOR	FAIR	GREAT	TOTAL
Grounds and trail maintenance	56.88% 62	0.92% 1	21.10% 23	21.10% 23	109
Facility maintenance	60.19% 65	2.78% 3	14.81% 16	22.22% 24	108
Signage and maps on/for the property	60.19% 65	0.00% 0	18.52% 20	21.30% 23	108
County employee customer service	67.31% 70	0.00% 0	9.62% 10	23.08% 24	104

**Q40. Any other comments about Collins Park?**

**Note: 32 respondents also commented about Collins Park.**

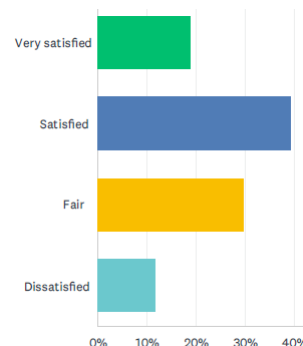
### Q41. How often do you use Collins Park Campground?

Answered: 137 Skipped: 45



### Q42. Rate your overall satisfaction with Collins Park Campground:

Answered: 127 Skipped: 55



### Q43. For your most recent visit to Collins Park Campground, how many nights did you camp?

Answered: 60 Skipped: 122

- 1 to 3 nights (10 responses)
- 4 to 7 nights (8 responses)
- 8 or more nights (5 responses)

### Q44. How many times a year do you camp at Collins Park Campground?

Answered: 63 Skipped: 119

- Once (16 responses)
- Twice (5 responses)
- 3 times (3 responses)

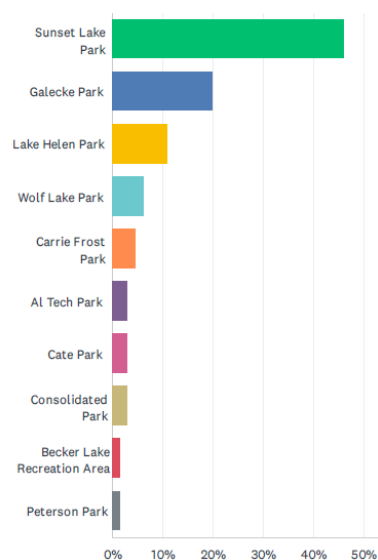
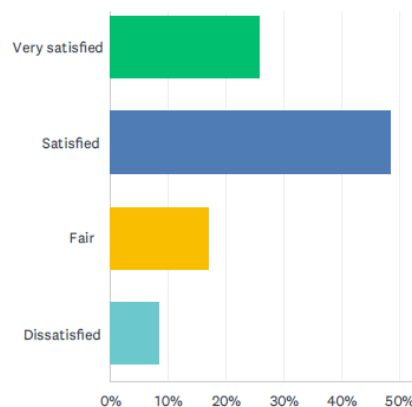
### Q45. Rate your satisfaction with the following amenities at Collins Park Campground:

Answered: 87 Skipped: 95

	NOT APPLICABLE / UNSURE.	POOR	OK	GREAT	TOTAL
Picnic tables & fire rings at campsites	62.07% 54	0.00% 0	20.69% 18	17.24% 15	87
Firewood availability	66.67% 58	0.00% 0	18.39% 16	14.94% 13	87
Registration process	66.28% 57	0.00% 0	13.95% 12	19.77% 17	86
Campsite fees	66.28% 57	0.00% 0	15.12% 13	18.60% 16	86

### Q46. Any other comments about Collins Park Campground?

**Note: 27 respondents also commented about Collins Park Campground.**

**Q47. County park you want to rate (pick one)***Answered: 65 Skipped: 117***Q48. Overall, how satisfied were you with your visit?***Answered: 70 Skipped: 112***Q49. For your most recent visit to that park, please rate the following amenities:***Answered: 69 Skipped: 113*

	NOT APPLICABLE / UNSURE	POOR	FAIR	GREAT	TOTAL
Grounds and trail maintenance	24.64% 17	8.70% 6	37.68% 26	28.99% 20	69
Facility maintenance	25.37% 17	13.43% 9	35.82% 24	25.37% 17	67
Signage and maps on/for the property	30.88% 21	11.76% 8	33.82% 23	23.53% 16	68
County employee customer service	70.59% 48	2.94% 2	10.29% 7	16.18% 11	68

**Q50. How often do you use the following locations:***Answered: 108 Skipped: 74*

	NEVER	OCCASIONALLY	MONTHLY	WEEKLY	MULTIPLE TIMES PER WEEK	TOTAL
Lake Jacqueline Preserve	93.33% 98	5.71% 6	0.95% 1	0.00% 0	0.00% 0	105
Mill Creek Preserve	90.48% 95	6.67% 7	2.86% 3	0.00% 0	0.00% 0	105
Rocky Run Preserve	92.38% 97	5.71% 6	1.90% 2	0.00% 0	0.00% 0	105
Steinhaguen Recreation Area	82.08% 87	12.26% 13	3.77% 4	1.89% 2	0.00% 0	106
Wisconsin River Recreation Area	66.36% 71	20.56% 22	4.67% 5	3.74% 4	4.67% 5	107

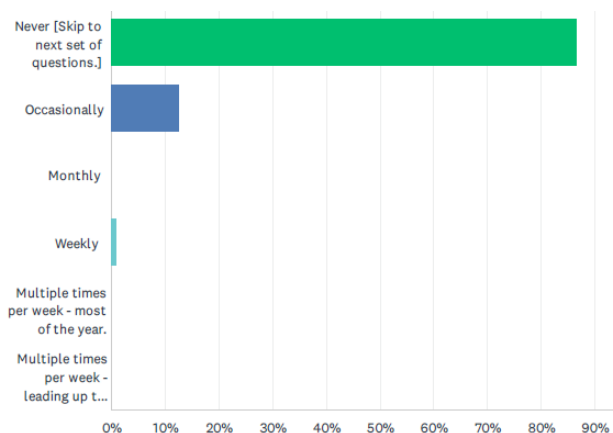
**Q51. Rate your satisfaction with the following locations:***Answered: 108 Skipped: 74*

	I DO NOT USE THIS FACILITY.	POOR	FAIR	GREAT	TOTAL
Lake Jacqueline Preserve	92.38% 97	0.95% 1	2.86% 3	3.81% 4	105
Mill Creek Preserve	92.23% 95	0.00% 0	3.88% 4	3.88% 4	103
Rocky Run Preserve	93.27% 97	0.96% 1	3.85% 4	1.92% 2	104
Steinhaguen Recreation Area	83.81% 88	0.95% 1	5.71% 6	9.52% 10	105
Wisconsin River Recreation Area	69.52% 73	3.81% 4	11.43% 12	15.24% 16	105

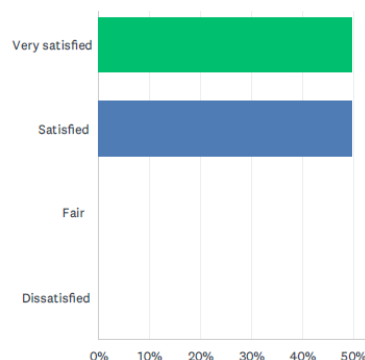
**Q52. Any other comments about any of the above locations?****Note: 16 respondents also commented about the above locations.**

**Q53. How often do you use Dewey Shooting Range?**

Answered: 119 Skipped: 63

**Q54. Rate your overall satisfaction with Dewey Shooting Range:**

Answered: 16 Skipped: 166

**Q55. For your most recent visit, please rate the following amenities at Dewey Shooting Range:**

Answered: 14 Skipped: 168

	NOT APPLICABLE / UNSURE	POOR	FAIR	GREAT	TOTAL
General grounds & path maintenance	0.00% 0	0.00% 0	35.71% 5	64.29% 9	14
Facility maintenance	0.00% 0	0.00% 0	28.57% 4	71.43% 10	14
Variety of items for sale	28.57% 4	7.14% 1	21.43% 3	42.86% 6	14
County employee customer service	7.14% 1	0.00% 0	28.57% 4	64.29% 9	14
Range Pass Fees	7.14% 1	0.00% 0	42.86% 6	50.00% 7	14

**Q56. Any other comments about Dewey Shooting Range?**

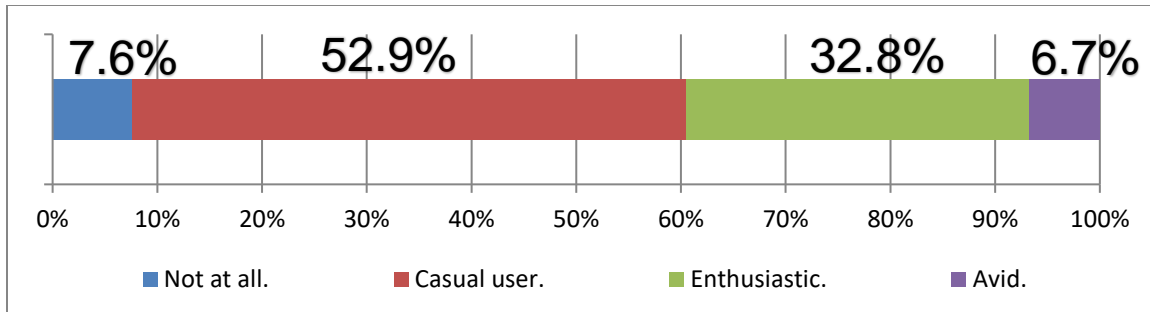
- Would be helpful to be open more hours
- Would like shoot clay birds

**Q2. What potential outdoor recreational opportunities should be developed in Portage County?**

- More/improved facilities for gun sports--especially trap shooting

**Q57. What type of water enthusiast are you?**

Answered: 119 Skipped: 63



**Not at all.** (I'm not interested in water recreation at all, not even with friends.)

**Casual user.** (I like to use the water, but only do so occasionally.)

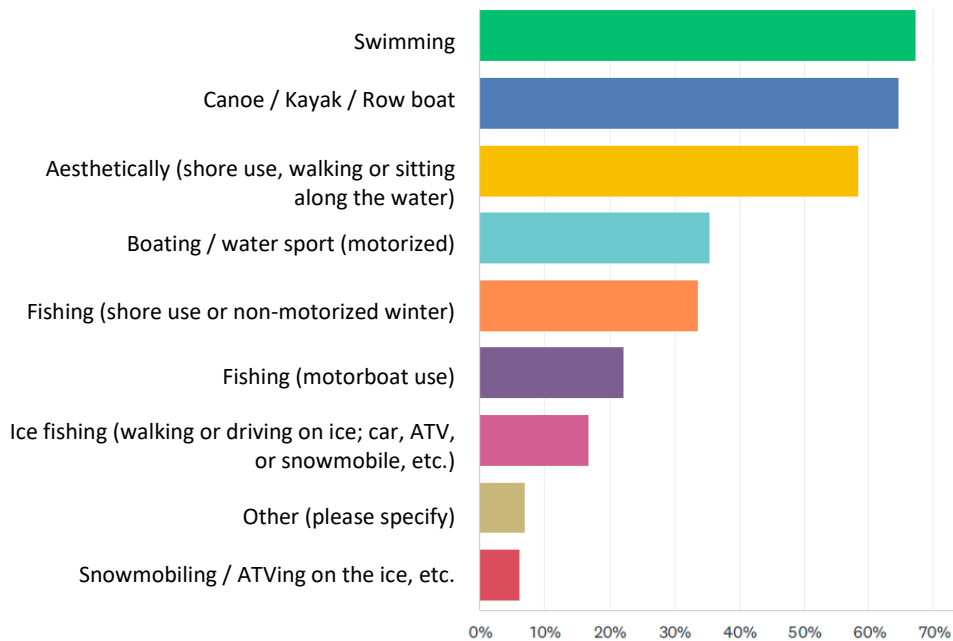
**Enthusiastic.** (I access or go on the water regularly in summer, and I might occasionally access the ice in winter.)

**Avid.** (I am always on the water or ice every chance I get.)

**Q58. How do you use the water?**

(Choose all that apply.)

Answered: 113 Skipped: 69



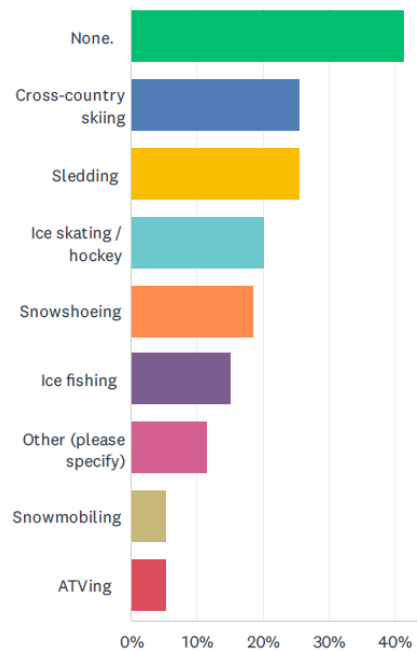
**Q59. What improvements may be needed to public boat landings or water access points in Portage County?** Answered: 32 Skipped: 150



*(Word Cloud – The larger the word the more mentions)*

**Q60. In Portage County, what winter recreation activities do you participate in?**

Answered: 113 Skipped: 69





**Q61. How often do you use the following winter silent sports?**

Answered: 111 Skipped: 71

	NEVER	OCCASIONALLY	MONTHLY	WEEKLY	MULTIPLE TIMES PER WEEK	TOTAL
Plover River Ski Trail	80.00% 88	10.91% 12	6.36% 7	0.91% 1	1.82% 2	110
Downhill skiing at Standing Rocks	87.16% 95	8.26% 9	4.59% 5	0.00% 0	0.00% 0	109
X-C skiing at Standing Rocks	80.91% 89	10.00% 11	4.55% 5	3.64% 4	0.91% 1	110
Snowshoe trail at Standing Rocks	80.56% 87	12.04% 13	4.63% 5	2.78% 3	0.00% 0	108

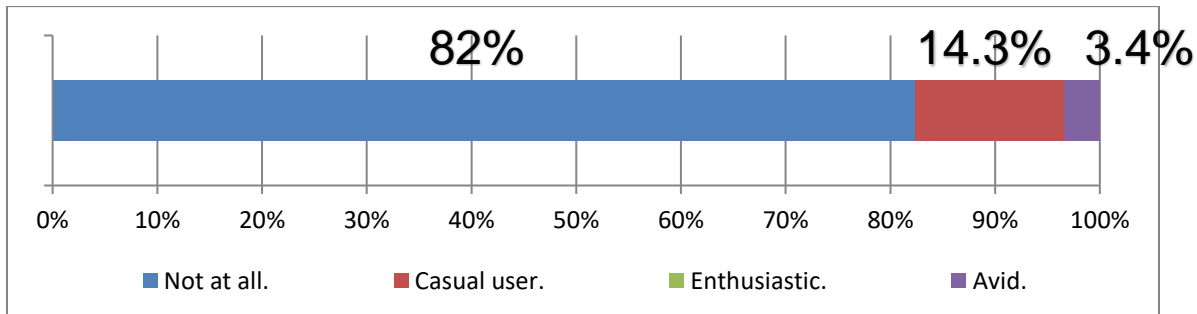
**Q62. Rate your overall satisfaction with the following winter silent sports locations:**

Answered: 109 Skipped: 73

	NOT APPLICABLE (I DO NOT USE THIS.)	VERY SATISFIED	GOOD	FAIR	DISSATISFIED	TOTAL
Plover River Ski Trail	79.82% 87	5.50% 6	9.17% 10	4.59% 5	0.92% 1	109
Downhill skiing at Standing Rocks	82.86% 87	3.81% 4	6.67% 7	6.67% 7	0.00% 0	105
X-C skiing at Standing Rocks	80.00% 84	7.62% 8	9.52% 10	2.86% 3	0.00% 0	105
Snowshoe trail at Standing Rocks	77.88% 81	9.62% 10	10.58% 11	1.92% 2	0.00% 0	104

**Q63. What improvements to winter silent sports would you like to see?****Note: 30 respondents also commented about winter silent sport improvements.**

**Q64. What type of snowmobile enthusiast are you?** Answered: 119 Skipped: 63



**Not at all.** (I'm not interested in snowmobiling at all, not even with friends.)

**Casual user.** (I like snowmobiling for fun, but **only** do so occasionally, **OR only** on my own land.)

**Enthusiastic.** (I access or go on snowmobile routes and trails regularly.)

**Avid.** (I am always on a snowmobile every chance I get – all season long.)

**Q65. How often do you use snowmobile trails in Portage County?**

Answered: 107 Skipped: 75

	NEVER	OCCASIONALLY	MONTHLY	WEEKLY	MULTIPLE TIMES PER WEEK	TOTAL
Portage County Snowmobile Trails	86.92% 93	9.35% 10	0.93% 1	1.87% 2	0.93% 1	107

**Q66. Rate your overall satisfaction with the snowmobile trails in Portage County:**

Answered: 102 Skipped: 80

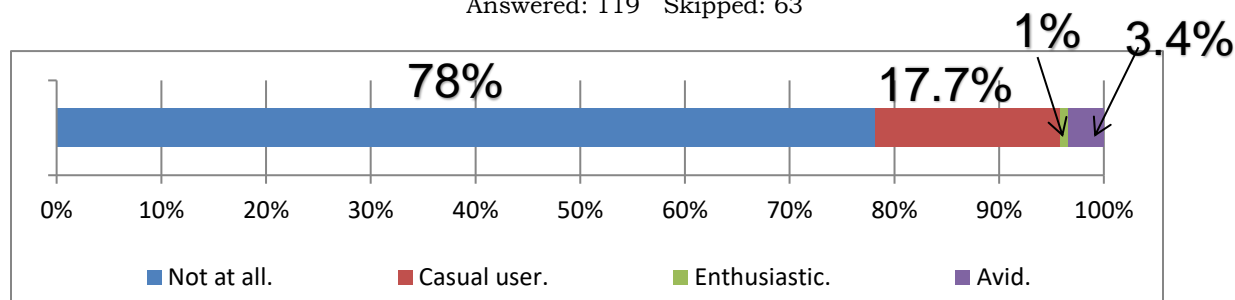
	NOT APPLICABLE (I DO NOT USE THIS.)	VERY SATISFIED	GOOD	FAIR	DISSATISFIED	TOTAL
Portage County Snowmobile Trails	86.27% 88	5.88% 6	5.88% 6	1.96% 2	0.00% 0	102

**Q67. Any comments about snowmobile trails in Portage County?**

**Note: 16 respondents also commented about snowmobile trails.**

**Q68. What type of motorized vehicle (ATV/UTV/Off-Highway Motorcycle) enthusiast are you?**

Answered: 119 Skipped: 63

**Not at all.** (I'm not interested in motorized recreation at all, not even for recreation.)**Casual user.** (I like using motorized vehicles for fun, but only do so occasionally, **OR only** on my own land.)**Enthusiastic.** (I access or go on motorized routes and trails regularly in summer, and I might occasionally access the ice in winter.)**Avid.** (I am always on a motorized vehicle every chance I get – all year long.)**Q69. How often do you use the following motorized sport trails?**

Answered: 103 Skipped: 79

	NEVER	OCCASIONALLY	MONTHLY	WEEKLY	MULTIPLE TIMES PER WEEK	TOTAL
Portage County ATV / UTV trails	90.29% 93	5.83% 6	0.97% 1	0.97% 1	1.94% 2	103
	87.00% 87	9.00% 9	2.00% 2	2.00% 2	0.00% 0	100
Off-Highway Motorcycle (OHM) trails outside of Portage County	92.71% 89	5.21% 5	2.08% 2	0.00% 0	0.00% 0	96

**Q70. Rate your overall satisfaction with the following motorized sports trails:**

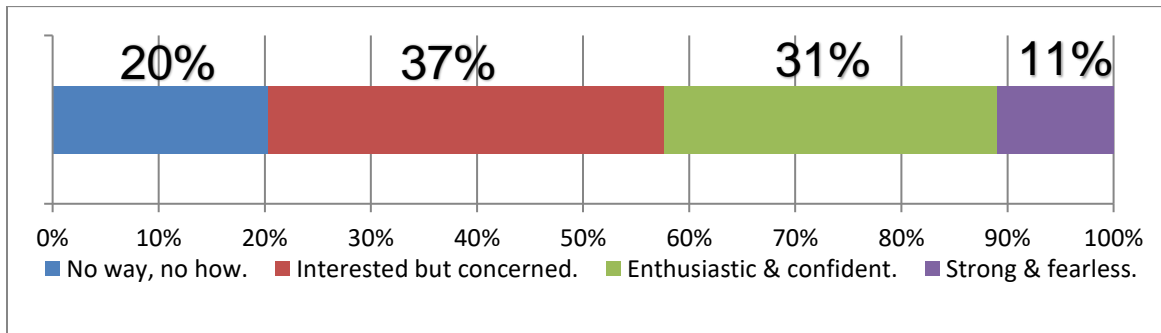
Answered: 101 Skipped: 81

	NOT APPLICABLE (I DO NOT USE THIS.)	VERY SATISFIED	GOOD	FAIR	DISSATISFIED	TOTAL
Portage County ATV / UTV trails	87.13% 88	1.98% 2	4.95% 5	1.98% 2	3.96% 4	101
ATV / UTV trails outside of Portage County	86.87% 86	3.03% 3	9.09% 9	0.00% 0	1.01% 1	99
Off-Highway Motorcycle (OHM) trails outside of Portage County	93.81% 91	0.00% 0	5.15% 5	0.00% 0	1.03% 1	97

**Q71. Any comments about motorized sport trails in Portage County?****Note: 18 respondents also commented about motorized sport trails.**

**Q72. What type of bicyclist are you?**

Answered: 118 Skipped: 64



**No way, no how.** (I'm not interested in biking at all, not even for recreation.)

**Interested but concerned.** (I like riding, but don't do it regularly. I'm generally concerned that my route is not safe to ride, so I don't ride often. I definitely do not ride when the weather is bad.)

**Enthusiastic and confident.** (I feel comfortable sharing the road with motor vehicles, but I prefer to ride on separate facilities like bike lanes. I may or may not ride in inclement weather.)

**Strong and fearless.** (I am confident in my abilities and will ride regardless of roadway conditions, amount of traffic, or inclement weather.)

***Portage County has a countywide bicycle and pedestrian plan that covers all urban and rural areas. In 2024 & 2025 the County will update that plan.***

**Q73. Any comments about bicycling in Portage County?**

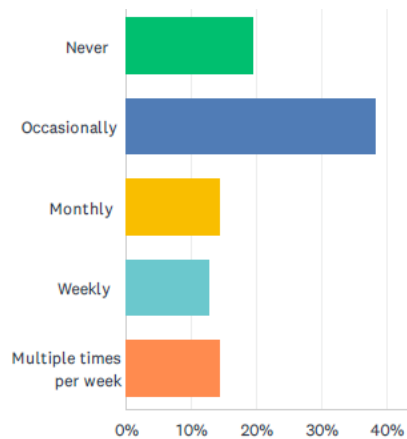
Answered: 42 Skipped: 140



(Word Cloud – The larger the word the more mentions)

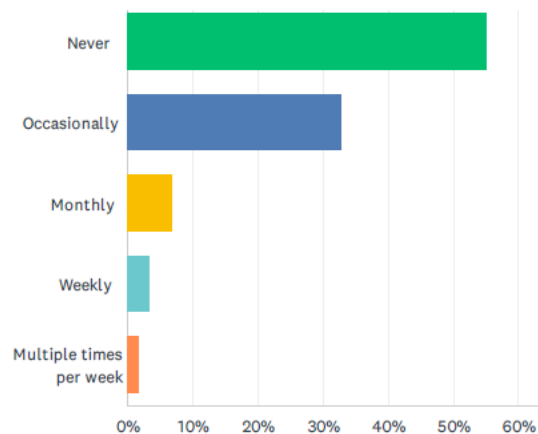
**Q74. How often do you use the Green Circle State Trail? (On UWSP campus or other areas. Any time of year.)**

Answered: 117 Skipped: 65



**Q75. How often do you use the Tomorrow River State Trail? (Any time of year.)**

Answered: 116 Skipped: 66



**Q76. Do you have any other concerns or comments?**

**Note: 29 respondents had additional comments.**

**For the full survey results (127 pages) and written comments go online here:**  
<https://www.ncwrpc.org/portage-county-outdoor-recreation-plan-2025-2029/>