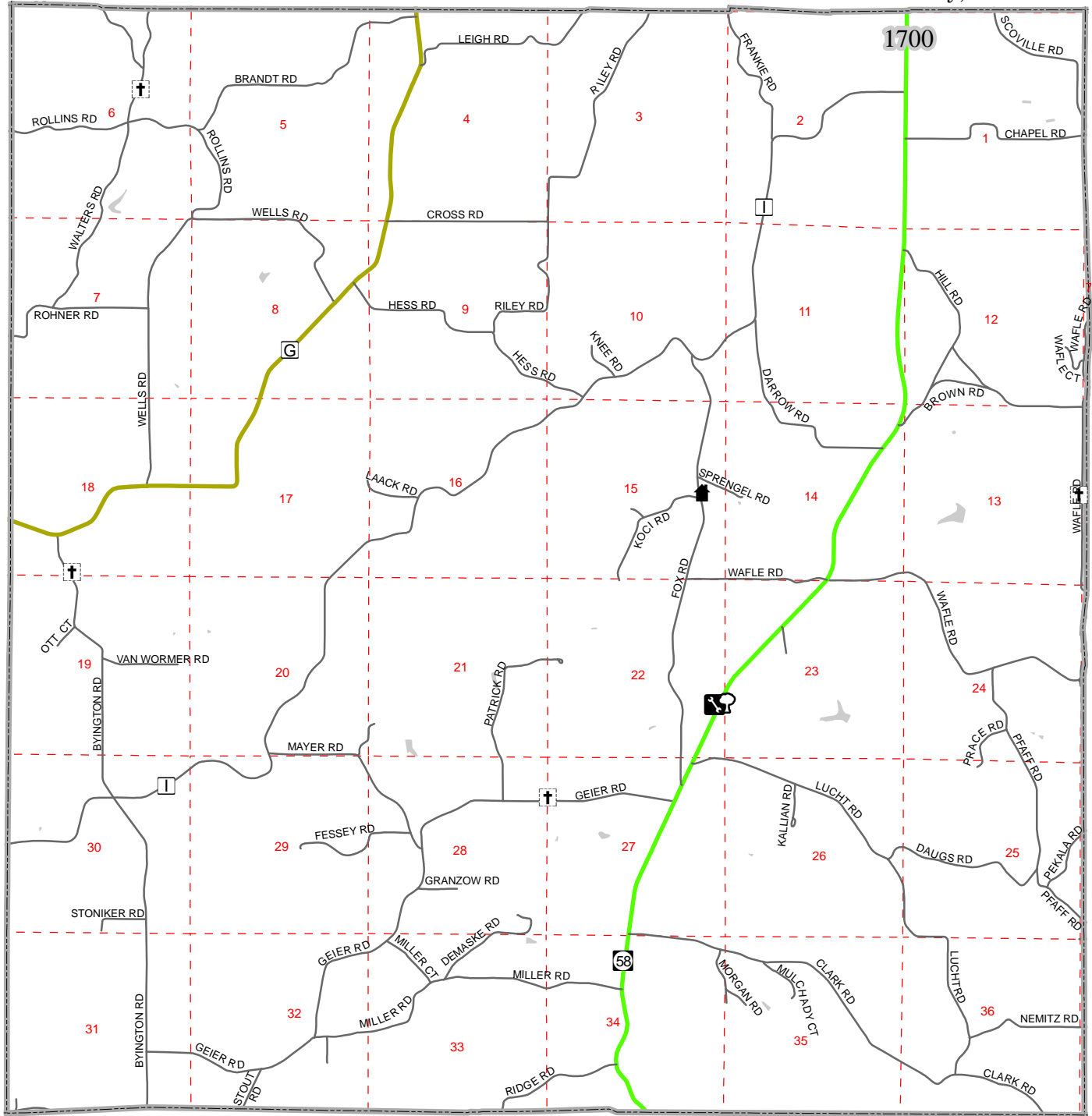
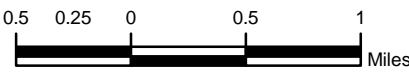



Map 3 Utilities & Community Facilities Town of Summit Juneau County, Wisconsin



- Minor Civil Divisions
- Section Lines
- Principal Arterial
- Major Collector
- Minor Collector
- Minor Arterial
- Local Roads
- Water
- † Cemeteries
- G Town Garage
- H Town Hall
- P Summit Park
- 500 Annual Average Daily Traffic Count, 2004

Source: WI DNR, NCWRPC, WI DOT 2004
 This map is neither a legally recorded map nor a survey and is not intended to be used as one. This drawing is a compilation of records, information and data used for reference purposes only. NCWRPC is not responsible for any inaccuracies herein contained.



Prepared by:
**North Central
 Wisconsin Regional
 Planning Commission**



210 McClellan St., Suite 210, Wausau, WI 54403
 715-849-5510 - staff@ncwrpc.org - www.ncwrpc.org