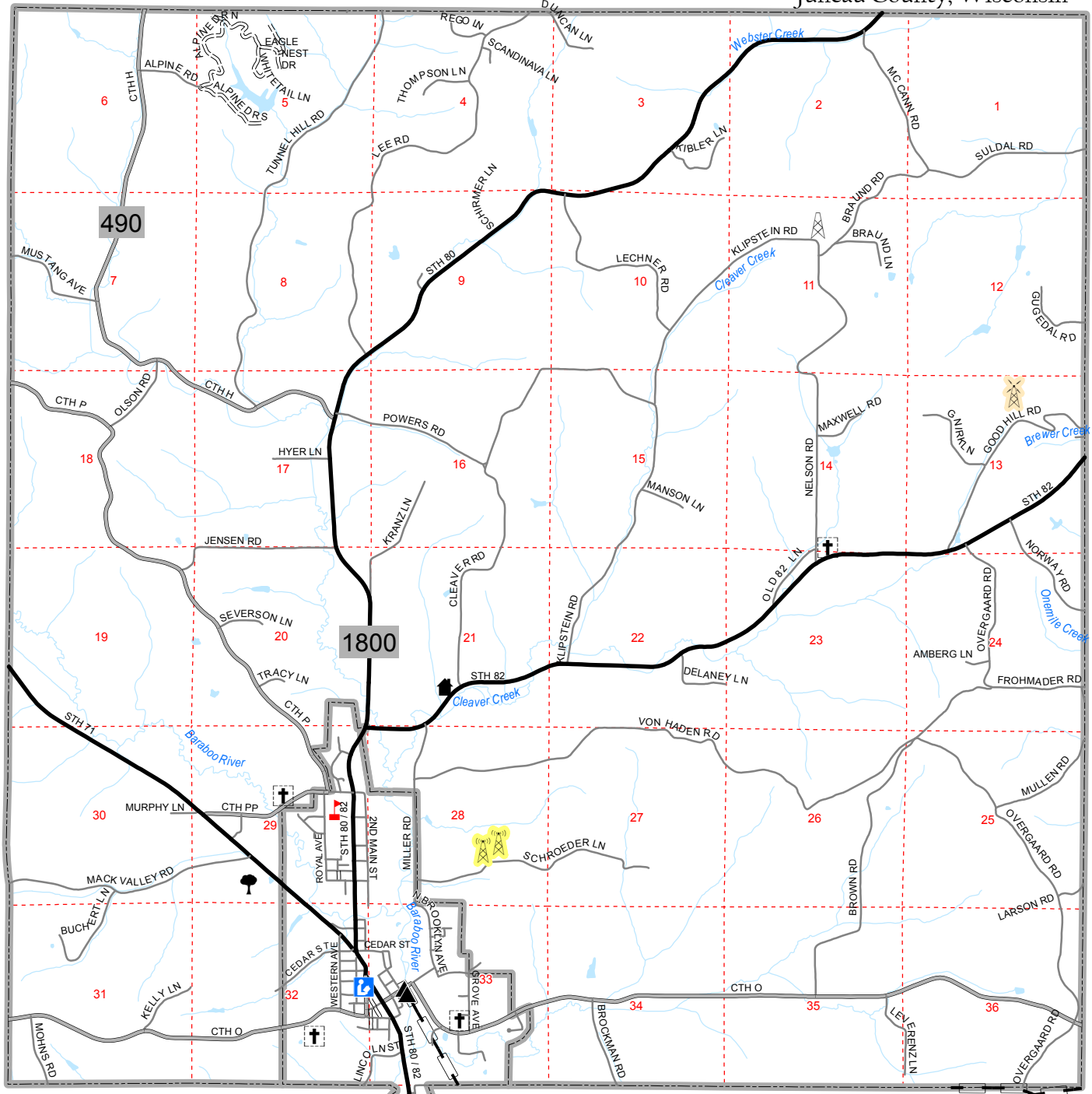


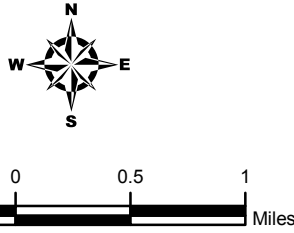
# Map 3 Transportation & Community Facilities Town of Plymouth Juneau County, Wisconsin




- Minor Civil Divisions
- Section Lines
- US & State Highways
- County Highways
- Local Roads
- Private / Other
- Water
- High Voltage Powerline
- Annual Average Daily Traffic Count, 2004
- Cemeteries
- FM Tower
- Library
- Schools
- Celltower
- Al Thompson Mem. Park
- Town Hall
- Electric Substation
- Juneau Co. Tower

Source: WI DNR, NCWRPC, WI DOT 2004

This map is neither a legally recorded map nor a survey and is not intended to be used as one. This drawing is a compilation of records, information and data used for reference purposes only. NCWRPC is not responsible for any inaccuracies herein contained.



Prepared by:



**North Central  
Wisconsin Regional  
Planning Commission**

210 McClellan St., Suite 210, Wausau, WI 54403  
715-849-5510 - staff@ncwrpc.org - www.ncwrpc.org